

HGPCA PRE 61' GRAND PRIX DE L'AGE D'OR QUALIFYING

Final Classification

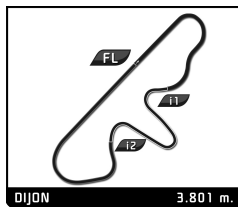
Nr.	Driver	Nat	Team	Car	Time	Lap	Total	Gap	Kph
1	30 Julian BRONSON	GBR		Scarab Offenhauser	8	1:34.213	8 8	-	145.2
2	31 Guillermo FIERRO	ESP		Maserati 250F 2501/2523	6	1:35.674	4 8	+1.461	143.0
3	2 Rod JOLLEY	GBR		Lister Jaguar Monzanapolis	8	1:38.068	11 15	+3.855	139.5
4	1 Tony SMITH	GBR		Ferrari 246 Dino 0007	7a	1:38.249	4 5	+4.036	139.3
5	22 Steve HART	GBR		Maserati 250F CM7	6	1:38.939	4 5	+4.726	138.3
6	16 Marc VALVEKENS	BEL		Aston Martin DBR4/4	8	1:38.951	14 15	+4.738	138.3
7	21 Ian NUTHALL	GBR		Alta F2	5	1:40.882	7 8	+6.669	135.6
8	6 Martin EYRE	GBR		Cooper-Bristol MkII 8/53	5	1:44.641	14 14	+10.428	130.8
9	9 David WENMAN	GBR		Cooper-Bristol MkI 3/52	5	1:45.680	8 9	+11.467	129.5
10	18 Nigel BATCHELOR	GBR		Kieft GP	Inv	1:46.813	5 6	+12.600	128.1
11	34 Josef RETTENMAIER	DEU		Maserati 6C 34 3023	1	1:50.643	6 7	+16.430	123.7
12	5 Richard PILKINGTON	GBR		Talbot Lago T26 SS	2	1:54.499	7 7	+20.286	119.5
13	3 Stephan RETTENMAIER	DEU		Maserati 6CM 1552	3	1:55.026	8 10	+20.813	119.0
14	10 Julia DE BALDANZA	GBR		Maserati A6GCM	2	2:14.560	9 10	+40.347	101.7
Not classified:									
27	Christian DUMOLIN	BEL		Maserati 250F 2507/23/22	6				
33	Chris PHILLIPS	GBR		Cooper-Bristol MkII 6/53	5		1		

Fastest Lap	Lap 8	Julian BRONSON	1:34.213	145.2 Kph
-------------	-------	----------------	----------	-----------

Published at:

Track Status: **DRY**

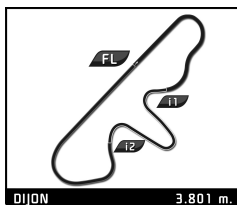
Stewards:	Timekeeper:
-----------	-------------



HGPCA PRE 66'
GRAND PRIX DE L'AGE D'OR
QUALIFYING

Best Sector Times

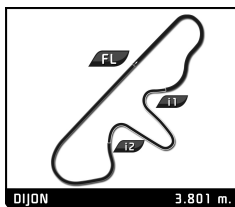
SECTOR 1			SECTOR 2		SECTOR 3		Pos	Driver	Ideal Lap	Best Lap	
Pos	Driver	Time	Driver	Time	Driver	Time					
1	22 P.HORSMAN	25.439	22 P.HORSMAN	33.941	22 P.HORSMAN	32.435	1	22 P.HORSMAN	1'31.815	1:31.926	(1)
2	10 W.NUTHALL	25.614	37 E.PERK	34.302	10 W.NUTHALL	32.452	2	10 W.NUTHALL	1'32.408	1:32.408	(2)
3	37 E.PERK	25.675	10 W.NUTHALL	34.342	99 J.EVANS	33.068	3	3 B.CANNELL	1'34.326	1:35.097	(4)
4	3 B.CANNELL	26.019	69 M.OF B	34.729	3 B.CANNELL	33.244	4	37 E.PERK	1'34.702	1:35.096	(3)
5	66 S.HOOLE	26.094	3 B.CANNELL	35.063	66 S.HOOLE	33.510	5	66 S.HOOLE	1'35.485	1:36.658	(7)
6	69 M.OF B	26.225	99 J.EVANS	35.853	53 S.TAYLOR	34.484	6	69 M.OF B	1'35.547	1:36.261	(6)
7	24 M.WANTY	26.631	66 S.HOOLE	35.881	69 M.OF B	34.593	7	99 J.EVANS	1'35.574	1:36.065	(5)
8	99 J.EVANS	26.653	24 M.WANTY	36.496	37 E.PERK	34.725	8	53 S.TAYLOR	1'38.395	1:39.271	(9)
9	53 S.TAYLOR	26.879	134 E.VAN GELDER	36.815	33 A.GUARINO	34.840	9	24 M.WANTY	1'38.491	1:38.680	(8)
10	134 E.VAN GELDER	27.050	27 C.WILSON	36.966	47 B.JOLLIFFE	35.244	10	33 A.GUARINO	1'39.016	1:39.323	(10)
11	8 T.DITHERIDGE	27.102	8 T.DITHERIDGE	36.993	24 M.WANTY	35.364	11	8 T.DITHERIDGE	1'39.481	1:40.106	(11)
12	33 A.GUARINO	27.113	53 S.TAYLOR	37.032	8 T.DITHERIDGE	35.386	12	134 E.VAN GELDER	1'39.787	1:40.126	(12)
13	47 B.JOLLIFFE	27.368	33 A.GUARINO	37.063	134 E.VAN GELDER	35.922	13	47 B.JOLLIFFE	1'39.907	1:40.740	(13)
14	43 T.PILKINGTON	27.441	47 B.JOLLIFFE	37.295	27 C.WILSON	36.077	14	27 C.WILSON	1'41.162	1:41.519	(14)
15	25 A.STREMINSKI	27.885	25 A.STREMINSKI	37.473	43 T.PILKINGTON	36.215	15	25 A.STREMINSKI	1'42.053	1:43.385	(16)
16	27 C.WILSON	28.119	50 P.STUDER	37.910	25 A.STREMINSKI	36.695	16	43 T.PILKINGTON	1'42.485	1:43.335	(15)
17	50 P.STUDER	28.394	11 J.ROMANO	38.246	28 A.GODDARD	37.244	17	50 P.STUDER	1'43.783	1:44.946	(18)
18	28 A.GODDARD	28.475	43 T.PILKINGTON	38.829	50 P.STUDER	37.479	18	28 A.GODDARD	1'44.694	1:45.207	(19)
19	11 J.ROMANO	28.681	28 A.GODDARD	38.975	11 J.ROMANO	37.783	19	11 J.ROMANO	1'44.710	1:44.842	(17)
20	41 B.MAILE	30.383	41 B.MAILE	39.822	41 B.MAILE	39.561	20	41 B.MAILE	1'49.766	1:50.552	(20)
21	12 F.BALDANZA	32.110	12 F.BALDANZA	42.408	12 F.BALDANZA	41.385	21	12 F.BALDANZA	1'55.903	1:57.080	(21)



HGPCA PRE 66'
GRAND PRIX DE L'AGE D'OR
QUALIFYING

Fastest Lap Sequence

Practice Time	Driver	Team	Car	Class	Time	Kph	Lap
3:26.309	10 Will NUTHALL		Cooper T53	7b	1:34.436	144.9	2
4:43.899	22 Peter HORSMAN		Lotus 18/21 P1	12	1:34.165	145.3	2
4:58.717	10 Will NUTHALL		Cooper T53	7b	1:32.408	148.1	3
12:28.292	22 Peter HORSMAN		Lotus 18/21 P1	12	1:31.926	148.9	7

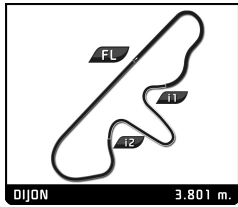


HGPCA PRE 66' GRAND PRIX DE L'AGE D'OR QUALIFYING

Analysis

■ Personal Best
 ■ Session Best
 ■ Crossing the finish line in pit lane

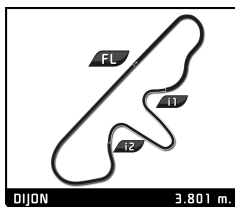
Lap	Time	Sector 1	Sector 2	Sector 3	Kph	Elapsed	Lap	Time	Sector 1	Sector 2	Sector 3	Kph	Elapsed
3 Barry CANNELL GBR Cooper T51							12 Francesco BALDANZA CHE Gilby F1						
1	2:09.535	49.543	42.741	37.251	105.6	2:09.535	1	2:31.428	1:03.813	45.129	42.486	90.4	2:31.428
2	1:37.885	28.307	35.950	33.628	139.8	3:47.420	2	2:00.821	33.692	44.431	42.698	113.3	4:32.249
3	1:36.198	26.607	35.868	33.723	142.2	5:23.618	3	1:57.080	32.294	42.408	42.378	116.9	6:29.329
4	1:35.883	26.192	35.951	33.740	142.7	6:59.501	4	2:01.126	32.976	45.987	42.163	113.0	8:30.455
5	1:35.753	26.522	35.480	33.751	142.9	8:35.254	5	2:18.246	32.110	1:01.923	44.213	99.0	10:48.701
6	1:38.186	27.472	37.198	33.516	139.4	10:13.440	6	1:58.437	32.728	43.378	42.331	115.5	12:47.138
7	1:35.097	26.242	35.366	33.489	143.9	11:48.537	7	1:57.498	32.994	43.119	41.385	116.5	14:44.636
8	1:35.437	26.167	35.909	33.361	143.4	13:23.974	8	1:58.541	33.246	42.928	42.367	115.4	16:43.177
9	1:36.594	28.287	35.063	33.244	141.7	15:00.568							
10	1:36.081	26.019	35.439	34.623	142.4	16:36.649							
11	1:35.198	26.423	35.317	33.458	143.7	18:11.847							
12	1:35.669	26.783	35.527	33.359	143.0	19:47.516							
13	1:35.747	26.501	35.438	33.808	142.9	21:23.263							
14	1:35.933	26.382	35.914	33.637	142.6	22:59.196							
15	1:35.348	26.267	35.726	33.355	143.5	24:34.544							
16	1:36.557	26.491	36.524	33.542	141.7	26:11.101							
8 Tony DITHERIDGE GBR Cooper T45							22 Peter HORSMAN GBR Lotus 18/21 P1						
1	2:13.734	52.649	42.310	38.775	102.3	2:13.734	1	3:09.734	1:59.691	35.939	34.104	72.1	3:09.734
2	1:44.447	29.109	39.027	36.311	131.0	3:58.181	2	1:34.165	26.046	35.109	33.010	145.3	4:43.899
3	1:42.267	27.887	38.024	36.356	133.8	5:40.448	3	1:33.941	25.517	35.130	33.294	145.7	6:17.840
4	1:40.535	27.704	37.189	35.642	136.1	7:20.983	4	1:32.986	25.678	34.240	33.068	147.2	7:50.826
5	1:40.930	27.472	38.072	35.386	135.6	9:01.913	5	1:32.673	25.455	33.941	33.277	147.7	9:23.499
6	1:40.234	27.312	37.054	35.868	136.5	10:42.147	6	1:32.867	25.439	34.176	33.252	147.3	10:56.366
7	1:40.106	27.532	36.993	35.581	136.7	12:22.253	7	1:31.926	25.510	33.981	32.435	148.9	12:28.292
8	1:40.970	27.607	36.998	36.365	135.5	14:03.223	8	1:33.949	25.589	34.789	33.571	145.6	14:02.241
9	1:40.568	27.102	37.345	36.121	136.1	15:43.791	9	1:33.916	26.273	34.617	33.026	145.7	15:36.157
10	6:38.220 B	27.498	39.372	5:31.350	34.4	22:22.011	10	1:32.362	25.655	34.050	32.657	148.2	17:08.519
10 Will NUTHALL GBR Cooper T53							24 Michel WANTY BEL Lotus 24 942						
1	1:51.873	40.539	37.236	34.098	122.3	1:51.873	1	2:39.265	1:17.611	40.776	40.878	85.9	2:39.265
2	1:34.436	26.603	35.151	32.682	144.9	3:26.309	2	1:42.954	28.793	38.032	36.129	132.9	4:22.219
3	1:32.408	25.614	34.342	32.452	148.1	4:58.717	3	1:39.465	27.187	36.783	35.495	137.6	6:01.684
4	1:33.269	25.800	35.004	32.465	146.7	6:31.986	4	1:43.503	26.635	38.331	38.537	132.2	7:45.187
5	9:45.545 B	26.753	36.317	8:42.475	23.4	16:17.531	5	1:41.082	27.077	37.201	36.804	135.4	9:26.269
6	1:41.559	31.583	36.624	33.352	134.7	17:59.090	6	1:42.689	27.043	37.317	38.329	133.3	11:08.958
7	1:33.165	25.938	34.698	32.529	146.9	19:32.255	7	1:42.130	28.429	37.412	36.289	134.0	12:51.088
11 John ROMANO USA Brabham BT11							25 Albert STREMSKI DEU Emeryson F1						
1	2:38.472	1:13.108	44.095	41.269	86.3	2:38.472	1	2:11.495	48.299	43.437	39.759	104.1	2:11.495
2	1:51.780	30.933	40.660	40.187	122.4	4:30.252	2	1:48.478	29.824	40.187	38.467	126.1	3:59.973
3	1:48.465	29.717	40.089	38.659	126.2	6:18.717	3	1:44.715	29.180	38.362	37.173	130.7	5:44.688
4	1:47.573	29.404	39.755	38.414	127.2	8:06.290	4	1:46.991	30.090	39.618	37.283	127.9	7:31.679
5	1:46.286	29.144	39.226	37.916	128.7	9:52.576	5	1:45.079	29.439	38.945	36.695	130.2	9:16.758
6	1:45.379	28.867	38.657	37.855	129.9	11:37.955	6	1:43.385	28.517	37.653	37.215	132.4	11:00.143
7	1:44.842	28.681	38.378	37.783	130.5	13:22.797	7	1:44.521	27.885	38.003	38.633	130.9	12:44.664
8	1:49.266	30.473	38.615	40.178	125.2	15:12.063	8	1:44.551	28.854	37.473	38.224	130.9	14:29.215
9	1:53.408	32.077	40.904	40.427	120.7	17:05.471	9	1:46.233	29.521	37.821	38.891	128.8	16:15.448
10	1:45.851	29.409	38.246	38.196	129.3	18:51.322							
11	2:57.548 B	29.939	39.769	1:47.840	77.1	21:48.870							



HGPCA PRE 66' GRAND PRIX DE L'AGE D'OR QUALIFYING

Analysis

Lap	Time	Sector 1	Sector 2	Sector 3	Kph	Elapsed	Lap	Time	Sector 1	Sector 2	Sector 3	Kph	Elapsed							
10	4:18.973 B	32.939	43.917	3:02.117	52.8	20:34.421	11	1:40.338	28.671	36.932	34.735	136.4	19:04.791							
27 Chris WILSON GBR Cooper-Maserati T51							41 Brian MAILE GBR Cooper T41													
1	2:31.890	1:11.087	41.182	39.621	90.1	2:31.890	1	2:42.488	1:18.816	42.294	41.378	84.2	2:42.488							
2	1:44.493	29.731	38.282	36.480	131.0	4:16.383	2	1:54.128	32.685	41.288	40.155	119.9	4:36.616							
3	1:43.478	28.475	37.985	37.018	132.2	5:59.861	3	1:54.355	32.176	42.010	40.169	119.7	6:30.971							
4	1:46.117	28.119	38.202	39.796	128.9	7:45.978	4	1:52.599	32.085	40.953	39.561	121.5	8:23.570							
5	1:44.183	29.332	37.962	36.889	131.3	9:30.161	5	1:51.431	31.181	40.281	39.969	122.8	10:15.001							
6	1:42.324	28.367	37.154	36.803	133.7	11:12.485	6	1:50.717	30.831	39.822	40.064	123.6	12:05.718							
7	1:41.519	28.476	36.966	36.077	134.8	12:54.004	7	1:52.472	30.687	41.414	40.371	121.7	13:58.190							
8	1:42.273	28.188	37.572	36.513	133.8	14:36.277	8	1:53.145	30.383	43.002	39.760	120.9	15:51.335							
9	1:45.595	30.254	38.631	36.710	129.6	16:21.872	9	1:50.552	30.726	39.931	39.895	123.8	17:41.887							
10	2:22.326 B	28.761	38.141	1:15.424	96.1	18:44.198	10	1:50.781	30.930	40.129	39.722	123.5	19:32.668							
28 Anthony GODDARD GBR Cooper-Alfa T56/59							43 Tania PILKINGTON GBR Cooper T43													
1	2:48.081	1:26.933	42.107	39.041	81.4	2:48.081	1	2:10.869	47.809	43.264	39.796	104.6	2:10.869							
2	1:47.910	29.703	39.925	38.282	126.8	4:35.991	2	1:50.210	30.064	43.014	37.132	124.2	4:01.079							
3	1:50.809	29.175	42.436	39.198	123.5	6:26.800	3	1:44.129	28.775	39.033	36.321	131.4	5:45.208							
4	1:45.898	28.482	40.152	37.264	129.2	8:12.698	4	1:45.918	28.750	40.059	37.109	129.2	7:31.126							
5	1:47.422	29.666	40.453	37.303	127.4	10:00.120	5	1:44.718	29.544	38.959	36.215	130.7	9:15.844							
6	1:45.207	28.971	38.975	37.261	130.1	11:45.327	6	1:43.335	27.828	38.829	36.678	132.4	10:59.179							
7	1:45.845	28.475	40.126	37.244	129.3	13:31.172	7	1:46.947	27.441	40.011	39.495	127.9	12:46.126							
8	1:45.236	28.623	39.218	37.395	130.0	15:16.408	8	1:47.767	28.317	39.304	40.146	127.0	14:33.893							
33 Andrea GUARINO ITA Lotus 18 370							47 Brian JOLLIFFE GBR Cooper T45/51													
1	2:37.152	1:14.286	43.441	39.425	87.1	2:37.152	1	2:18.808	57.800	42.393	38.615	98.6	2:18.808							
2	1:48.787	28.970	41.845	37.972	125.8	4:25.939	2	1:44.641	29.357	39.138	36.146	130.8	4:03.449							
3	1:45.827	28.551	40.513	36.763	129.3	6:11.766	3	1:41.892	28.150	37.541	36.201	134.3	5:45.341							
4	1:45.297	29.001	39.562	36.734	130.0	7:57.063	4	1:40.740	27.671	37.295	35.774	135.8	7:26.081							
5	1:43.960	28.380	38.792	36.788	131.6	9:41.023	5	1:41.038	27.702	37.435	35.901	135.4	9:07.119							
6	1:43.747	28.615	38.253	36.879	131.9	11:24.770	6	1:41.115	27.530	38.341	35.244	135.3	10:48.234							
7	1:40.962	27.347	38.013	35.602	135.5	13:05.732	7	1:40.974	27.368	37.639	35.967	135.5	12:29.208							
8	1:41.596	27.964	38.091	35.541	134.7	14:47.328	8	1:41.795	27.419	38.369	36.007	134.4	14:11.003							
9	1:43.586	28.306	38.298	36.982	132.1	16:30.914	9	2:28.753 B	28.477	37.730	1:22.546	92.0	16:39.756							
10	1:41.304	27.385	37.620	36.299	135.1	18:12.218	50 Peter STUDER CHE Lotus 24 950													
11	1:41.559	27.812	37.806	35.941	134.7	19:53.777	1	2:22.429	1:00.006	41.997	40.426	96.1	2:22.429							
12	1:41.401	27.517	38.456	35.428	134.9	21:35.178	2	1:44.946	29.557	37.910	37.479	130.4	4:07.375							
13	1:40.020	27.376	37.804	34.840	136.8	23:15.198	53 Scotty TAYLOR AUS Cooper T53													
14	1:39.841	27.429	37.271	35.141	137.1	24:55.039	1	2:14.942	54.791	42.102	38.049	101.4	2:14.942							
15	1:39.323	27.113	37.063	35.147	137.8	26:34.362	2	1:45.615	29.373	40.237	36.005	129.6	4:00.557							
37 Eddy PERK NLD Heron F1							3	1:40.016	27.931	37.032	35.053	136.8	5:40.573							
1	2:30.594	1:04.761	44.651	41.182	90.9	2:30.594	4	1:39.354	27.246	37.210	34.898	137.7	7:19.927							
2	1:44.307	29.449	38.436	36.422	131.2	4:14.901	5	1:41.065	28.115	38.016	34.934	135.4	9:00.992							
3	1:38.574	27.381	36.022	35.171	138.8	5:53.475	6	1:42.830	27.824	39.421	35.585	133.1	10:43.822							
4	1:38.300	26.305	36.736	35.259	139.2	7:31.775														
5	1:37.775	27.144	35.816	34.815	139.9	9:09.550														
6	1:36.963	26.803	35.385	34.775	141.1	10:46.513														
7	1:37.482	26.605	35.456	35.421	140.4	12:23.995														
8	1:38.525	27.169	36.262	35.094	138.9	14:02.520														
9	1:37.455	26.645	36.085	34.725	140.4	15:39.975														
10	1:44.478	27.210	37.537	39.731	131.0	17:24.453														



HGPCA PRE 66' GRAND PRIX DE L'AGE D'OR QUALIFYING

Analysis

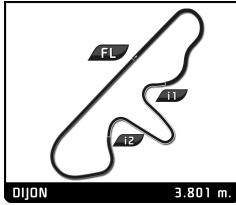
Lap	Time	Sector 1	Sector 2	Sector 3	Kph	Elapsed	Lap	Time	Sector 1	Sector 2	Sector 3	Kph	Elapsed
7	1:39.608	26.879	37.575	35.154	137.4	12:23.430	5	1:41.577	27.342	36.815	37.420	134.7	8:47.446
8	1:41.378	29.394	37.451	34.533	135.0	14:04.808	6	1:42.532	27.987	37.942	36.603	133.5	10:29.978
9	1:42.227	27.231	39.899	35.097	133.9	15:47.035	7	1:40.558	27.050	37.131	36.377	136.1	12:10.536
10	1:41.717	27.567	38.732	35.418	134.5	17:28.752	8	1:41.579	27.206	37.857	36.516	134.7	13:52.115
11	1:40.772	27.863	38.106	34.803	135.8	19:09.524	9	1:41.882	27.600	37.131	37.151	134.3	15:33.997
12	1:39.434	27.767	37.159	34.508	137.6	20:48.958	10	2:38.375 B	34.825	45.512	1:18.038	86.4	18:12.372
13	1:39.271	26.948	37.839	34.484	137.8	22:28.229							
14	1:40.718	27.516	38.046	35.156	135.9	24:08.947							

66 Sid HOOLE GBR						
Cooper T66						
1	2:30.880	1:07.280	42.929	40.671	90.7	2:30.880
2	1:37.816	28.178	36.032	33.606	139.9	4:08.696
3	1:36.895	27.504	35.881	33.510	141.2	5:45.591
4	1:39.969	28.573	36.780	34.616	136.9	7:25.560
5	1:36.658	26.094	36.028	34.536	141.6	9:02.218
6	1:44.224	27.715	38.073	38.436	131.3	10:46.442

69 Mr John OF B FRA						
Lola Mk4						
1	2:39.356	1:18.807	40.053	40.496	85.9	2:39.356
2	1:40.799	28.211	36.674	35.914	135.8	4:20.155
3	1:37.866	27.140	35.674	35.052	139.8	5:58.021
4	1:36.808	26.426	35.480	34.902	141.3	7:34.829
5	2:55.362 B	26.891	41.720	1:46.751	78.0	10:30.191
6	1:52.140	37.765	37.043	37.332	122.0	12:22.331
7	1:42.387	28.181	37.732	36.474	133.6	14:04.718
8	1:44.062	29.075	39.800	35.187	131.5	15:48.780
9	1:37.437	26.524	35.722	35.191	140.4	17:26.217
10	1:58.764	30.940	41.360	46.464	115.2	19:24.981
11	1:51.087	33.729	41.958	35.400	123.2	21:16.068
12	1:36.261	26.225	35.443	34.593	142.2	22:52.329
13	1:36.328	26.449	34.729	35.150	142.1	24:28.657
14	1:57.298	31.618	40.704	44.976	116.7	26:25.955

99 John EVANS GBR						
Brabham BT4						
1	2:29.541	1:13.429	39.579	36.533	91.5	2:29.541
2	1:37.346	27.135	36.441	33.770	140.6	4:06.887
3	1:37.383	26.987	35.924	34.472	140.5	5:44.270
4	1:37.978	26.960	36.876	34.142	139.7	7:22.248
5	1:39.018	27.356	37.642	34.020	138.2	9:01.266
6	1:36.065	26.653	36.344	33.068	142.4	10:37.331
7	1:36.421	26.957	35.853	33.611	141.9	12:13.752
8	3:15.297 B	27.574	36.768	2:10.955	70.1	15:29.049
9	1:47.406	36.415	36.811	34.180	127.4	17:16.455
10	1:38.121	27.823	36.649	33.649	139.5	18:54.576
11	1:37.282	27.336	36.743	33.203	140.7	20:31.858
12	1:37.932	27.404	36.865	33.663	139.7	22:09.790

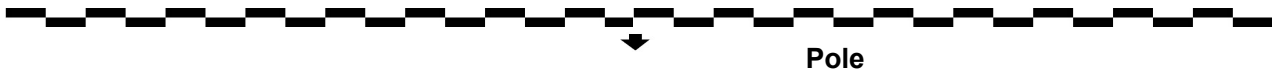
134 Erwin VAN GELDER FRA						
Cooper T59						
1	2:02.679	45.246	39.194	38.239	111.5	2:02.679
2	1:42.199	28.825	37.271	36.103	133.9	3:44.878
3	1:40.126	27.349	36.855	35.922	136.7	5:25.004
4	1:40.865	27.166	37.454	36.245	135.7	7:05.869



HGPCA PRE 66'
GRAND PRIX DE L'AGE D'OR
RACE 1 (20')

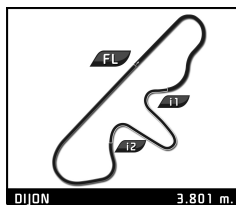
Starting Grid

Alan BAILLIE	71				1:57.080	Francesco BALDANZA
1:50.552	Brian MAILE	41	- 11 -	12		
1:44.946	Peter STUDER	50	- 10 -	28	1:45.207	Anthony GODDARD
1:43.385	Albert STREMINSKI	25	- 9 -	11	1:44.842	John ROMANO
1:41.519	Chris WILSON	27	- 8 -	43	1:43.335	Tania PILKINGTON
1:40.126	Erwin VAN GELDER	134	- 7 -	47	1:40.740	Brian JOLLIFFE
1:39.323	Andrea GUARINO	33	- 6 -	8	1:40.106	Tony DITHERIDGE
1:38.680	Michel WANTY	24	- 5 -	53	1:39.271	Scotty TAYLOR
1:36.261	Mr John OF B	69	- 4 -	66	1:36.658	Sid HOOLE
1:35.097	Barry CANNELL	3	- 3 -	99	1:36.065	John EVANS
1:32.408	Will NUTHALL	10	- 2 -	37	1:35.096	Eddy PERK
			- 1 -	22	1:31.926	Peter HORSMAN



Stewards:	Timekeeper:
-----------	-------------





HGPCA PRE 66'

GRAND PRIX DE L'AGE D'OR

RACE 1 (20')

Final Classification

Drivers	Nat	Team	Vehicle	Class	Laps	Total Time	Gap	Kph	Best Lap	
									Lap	Time Kph
1 22 Peter HORSMAN	GBR		Lotus 18/21 P1	12	13	20:25.894	-	145.1	8	1:32.693 147.6
2 10 Will NUTHALL	GBR		Cooper T53	7b	13	20:26.594	+0.700	145.0	12	1:32.872 147.3
3 66 Sid HOOLE	GBR		Cooper T66	11	13	20:44.931	+19.037	142.9	7	1:33.966 145.6
4 3 Barry CANNELL	GBR		Cooper T51	7b	13	21:07.413	+41.519	140.4	7	1:35.609 143.1
5 99 John EVANS	GBR		Brabham BT4	12	13	21:07.958	+42.064	140.3	9	1:35.644 143.1
6 69 Mr John OF B	FRA		Lola Mk4	11	13	21:08.696	+42.802	140.2	5	1:36.020 142.5
7 37 Eddy PERK	NLD		Heron F1	10	13	21:17.447	+51.553	139.3	4	1:35.762 142.9
8 24 Michel WANTY	BEL		Lotus 24 942	11	13	21:41.565	+1:15.671	136.7	2	1:37.072 141.0
9 71 Alan BAILLIE	GBR		Cooper T71/73	10	13	21:41.624	+1:15.730	136.7	11	1:37.771 140.0
10 50 Peter STUDER	CHE		Lotus 24 950	10	13	21:42.424	+1:16.530	136.6	12	1:37.108 140.9
11 8 Tony DITHERIDGE	GBR		Cooper T45	9	13	21:46.661	+1:20.767	136.1	6	1:37.578 140.2
12 53 Scotty TAYLOR	AUS		Cooper T53	12	13	21:49.463	+1:23.569	135.8	9	1:38.945 138.3
13 134 Erwin VAN GELDER	FRA		Cooper T59	10	13	21:54.056	+1:28.162	135.4	13	1:39.142 138.0
14 47 Brian JOLLIFFE	GBR		Cooper T45/51	9	13	21:54.334	+1:28.440	135.3	6	1:38.507 138.9
15 33 Andrea GUARINO	ITA		Lotus 18 370	7b	13	22:03.273	+1:37.379	134.4	9	1:38.950 138.3
16 43 Tania PILKINGTON	GBR		Cooper T43	9	13	22:05.871	+1:39.977	134.2	11	1:39.456 137.6
17 27 Chris WILSON	GBR		Cooper-Maserati T51	9	12	20:45.990	1 Lap	131.8	6	1:41.577 134.7
18 25 Albert STREMINSKI	DEU		Emeryson F1	7c	12	20:47.390	1 Lap	131.6	2	1:41.451 134.9
19 11 John ROMANO	USA		Brabham BT11	11	12	21:19.740	1 Lap	128.3	9	1:43.581 132.1
20 41 Brian MAILE	GBR		Cooper T41	7c	12	22:12.251	1 Lap	123.3	2	1:46.356 128.7
21 12 Francesco BALDANZA	CHE		Gilby F1	10	11	21:53.119	2 Laps	114.6	10	1:56.224 117.7

Not classified:

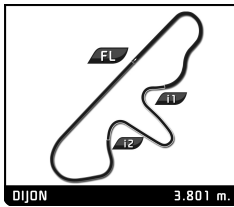
28 Anthony GODDARD	GBR		Cooper-Alfa T56/59	10	5	9:01.727			4	1:43.768 131.9
--------------------	-----	--	--------------------	----	---	----------	--	--	---	----------------

Pole Position		P. HORSMAN		1:31.926	148.9 Kph
Fastest Lap	Lap 8	Peter HORSMAN		1:32.693	147.6 Kph

Published at:

Track Status: **DRY**

Stewards:	Timekeeper:
------------------	--------------------

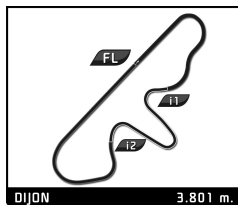


HGPCA PRE 66'
GRAND PRIX DE L'AGE D'OR
RACE 1

Lap Chart

		LAP													
Nr	Pos	Grid	1	2	3	4	5	6	7	8	9	10	11	12	13
22	1	22	10	22	22	22	22	22	22	22	22	22	22	22	22
10	2	10	22	10	10	10	10	10	10	10	10	10	10	10	10
37	3	37	3	3	3	66	66	66	66	66	66	66	66	66	66
3	4	3	37	37	66	37	37	37	37	3	3	3	3	3	3
99	5	99	69	66	37	3	3	69	69	37	69	37	99	99	99
69	6	69	66	69	69	69	69	3	3	69	37	69	69	69	69
66	7	66	99	99	99	99	99	99	99	99	99	99	37	37	37
24	8	24	53	24	24	24	24	24	24	24	24	24	24	24	24
53	9	53	24	53	53	53	53	53	53	53	53	53	71	71	71
33	10	33	27	47	47	8	50	8	8	8	8	71	50	50	50
8	11	8	47	8	8	50	8	50	47	50	71	8	8	8	8
134	12	134	134	134	50	47	47	47	50	71	50	50	53	53	53
47	13	47	25	50	134	134	134	134	71	134	134	134	134	134	134
27	14	27	50	27	71	71	71	71	134	47	47	47	47	47	47
43	15	43	8	25	27	33	33	33	43	43	33	33	33	33	33
25	16	25	33	33	25	43	43	43	33	33	43	43	43	43	43
11	17	11	43	71	33	27	27	27	27	27	27	25	25	27	
50	18	50	71	43	43	25	25	25	25	25	25	27	27	25	
28	19	28	41	28	28	28	28	11	11	11	11	11	11	11	
41	20	41	11	41	11	11	11	41	41	41	41	41	41	41	
12	21	12	28	11	41	41	41	12	12	12	12	12	12		
71	22	71	12	12	12	12	12								

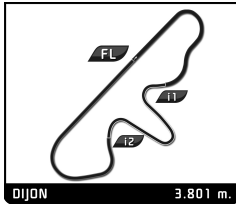




HGPCA PRE 66'
GRAND PRIX DE L'AGE D'OR
RACE 1

Best Sector Times

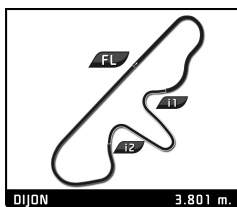
SECTOR 1			SECTOR 2		SECTOR 3		Pos	Driver	Ideal Lap	Best Lap	
Pos	Driver	Time	Driver	Time	Driver	Time					
1	22 P.HORSMAN	25.511	10 W.NUTHALL	34.021	22 P.HORSMAN	32.621	1	22 P.HORSMAN	1'32.173	1:32.693	(1)
2	66 S.HOOLE	25.551	22 P.HORSMAN	34.041	10 W.NUTHALL	32.816	2	10 W.NUTHALL	1'32.443	1:32.872	(2)
3	10 W.NUTHALL	25.606	66 S.HOOLE	34.529	3 B.CANNELL	32.959	3	66 S.HOOLE	1'33.278	1:33.966	(3)
4	50 P.STUDER	25.952	69 M.OF B	34.708	66 S.HOOLE	33.198	4	3 B.CANNELL	1'34.565	1:35.609	(4)
5	37 E.PERK	26.037	37 E.PERK	34.815	99 J.EVANS	33.250	5	99 J.EVANS	1'34.922	1:35.644	(5)
6	99 J.EVANS	26.068	3 B.CANNELL	35.159	71 A.BAILLIE	34.236	6	37 E.PERK	1'35.168	1:35.762	(6)
7	24 M.WANTY	26.102	99 J.EVANS	35.604	37 E.PERK	34.316	7	69 M.OF B	1'35.300	1:36.020	(7)
8	69 M.OF B	26.244	50 P.STUDER	35.809	69 M.OF B	34.348	8	50 P.STUDER	1'36.449	1:37.108	(9)
9	3 B.CANNELL	26.447	8 T.DITHERIDGE	35.880	53 S.TAYLOR	34.384	9	24 M.WANTY	1'36.979	1:37.072	(8)
10	47 B.JOLLIFFE	26.512	134 E.VAN GELDER	35.931	50 P.STUDER	34.688	10	71 A.BAILLIE	1'37.159	1:37.771	(11)
11	33 A.GUARINO	26.686	24 M.WANTY	35.993	8 T.DITHERIDGE	34.824	11	8 T.DITHERIDGE	1'37.393	1:37.578	(10)
12	8 T.DITHERIDGE	26.689	71 A.BAILLIE	36.062	47 B.JOLLIFFE	34.860	12	47 B.JOLLIFFE	1'37.629	1:38.507	(12)
13	43 T.PILKINGTON	26.783	47 B.JOLLIFFE	36.257	24 M.WANTY	34.884	13	53 S.TAYLOR	1'38.123	1:38.945	(13)
14	134 E.VAN GELDER	26.826	33 A.GUARINO	36.714	33 A.GUARINO	34.886	14	33 A.GUARINO	1'38.286	1:38.950	(14)
15	71 A.BAILLIE	26.861	25 A.STREMINSKI	36.724	43 T.PILKINGTON	35.168	15	134 E.VAN GELDER	1'38.607	1:39.142	(15)
16	53 S.TAYLOR	27.004	53 S.TAYLOR	36.735	27 C.WILSON	35.253	16	43 T.PILKINGTON	1'38.957	1:39.456	(16)
17	27 C.WILSON	27.694	43 T.PILKINGTON	37.006	134 E.VAN GELDER	35.850	17	27 C.WILSON	1'40.109	1:41.577	(18)
18	11 J.ROMANO	27.736	27 C.WILSON	37.162	25 A.STREMINSKI	36.238	18	25 A.STREMINSKI	1'40.789	1:41.451	(17)
19	25 A.STREMINSKI	27.827	11 J.ROMANO	38.169	28 A.GODDARD	36.923	19	11 J.ROMANO	1'43.300	1:43.581	(19)
20	28 A.GODDARD	28.019	41 B.MAILE	38.398	11 J.ROMANO	37.395	20	28 A.GODDARD	1'43.450	1:43.768	(20)
21	41 B.MAILE	29.290	28 A.GODDARD	38.508	41 B.MAILE	37.973	21	41 B.MAILE	1'45.661	1:46.356	(21)
22	12 F.BALDANZA	31.739	12 F.BALDANZA	42.319	12 F.BALDANZA	41.459	22	12 F.BALDANZA	1'55.517	1:56.224	(22)



HGPCA PRE 66'
GRAND PRIX DE L'AGE D'OR
RACE 1

Fastest Lap Sequence

Practice Time	Driver	Team	Car	Class	Time	Kph	Lap
3:12.648	22 Peter HORSMAN		Lotus 18/21 P1	12	1:33.570	146.2	2
9:31.090	10 Will NUTHALL		Cooper T53	7b	1:33.277	146.7	6
12:37.276	22 Peter HORSMAN		Lotus 18/21 P1	12	1:32.693	147.6	8

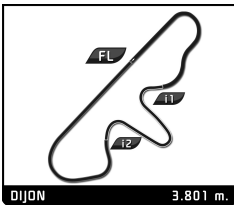


HGPCA PRE 66' GRAND PRIX DE L'AGE D'OR RACE 1

Analysis by lap

Lapped

Nr	Lap Time	Gap	Nr	Lap Time	Gap	Nr	Lap Time	Gap	Nr	Lap Time	Gap	Nr	Lap Time	Gap
Lap 1														
10	1:38.930		99	1:37.673	13.130	33	1:40.781	44.691	66	1:35.169	15.093	50	1:38.773	1'03.230
22	1:39.078	0.148	24	1:39.170	17.840	43	1:39.653	45.709	41	1:51.021	1 Lap	134	1:39.950	1'09.288
3	1:41.753	2.823	53	1:39.016	18.260	27	1:41.969	48.263	3	1:37.197	24.453	47	1:38.942	1'11.219
37	1:43.742	4.812	47	1:39.972	23.384	25	1:41.877	49.070	37	1:39.086	26.179	33	1:40.769	1'18.548
69	1:44.149	5.219	8	1:39.021	23.490	28	1:49.843	1'05.171	69	1:39.156	26.348	43	1:41.361	1'19.299
66	1:44.372	5.442	50	1:39.065	24.014	11	1:46.210	1'08.303	99	1:36.719	27.893			
99	1:45.431	6.501	134	1:40.361	24.999	41	1:51.482	1'19.440	24	1:39.551	46.255	Lap 11		
53	1:47.497	8.567	71	1:39.987	29.838				53	1:39.543	50.973	22	1:33.943	
24	1:49.088	10.158	27	1:44.701	29.855	Lap 6			8	1:39.569	51.671	10	1:34.443	0.863
27	1:49.763	10.833	25	1:44.172	30.806	22	1:33.910		50	1:39.355	52.610	25	1:43.941	1 Lap
47	1:50.439	11.509	33	1:41.465	31.004	10	1:33.277	0.624	71	1:37.987	54.307	27	1:45.495	1 Lap
134	1:51.705	12.775	43	1:41.290	31.367	66	1:35.437	12.768	134	1:40.351	57.731	66	1:34.917	16.400
25	1:52.673	13.743	28	1:44.503	40.626	37	1:36.687	16.956	47	1:48.565	1'01.732	11	1:45.522	1 Lap
50	1:52.902	13.972	11	1:49.382	45.761	69	1:36.662	17.811	43	1:40.225	1'06.071	3	1:37.044	33.217
8	1:53.319	14.389	41	1:51.423	47.706	3	1:37.416	18.457	33	1:40.590	1'07.063	99	1:37.138	35.336
33	1:53.510	14.580	12	1:57.471	1'15.091	99	1:37.512	21.589	27	1:42.558	1'14.487	69	1:37.542	35.653
43	1:55.482	16.552	Lap 4			12	2:00.330	1 Lap	25	1:42.632	1'15.581	12	1:58.669	2 Laps
71	1:56.166	17.236	22	1:34.193		24	1:39.805	33.855	12	1:56.806	1 Lap	37	1:45.694	43.504
41	1:57.417	18.487	10	1:34.430	0.856	53	1:40.460	36.790	Lap 9			24	1:39.769	1'04.429
11	1:58.634	19.704	66	1:34.451	10.442	8	1:37.578	38.006	22	1:33.418		71	1:37.771	1'05.917
28	1:59.772	20.842	37	1:35.762	12.626	50	1:38.129	38.279	10	1:34.391	2.107	50	1:38.418	1'07.705
12	2:06.448	27.518	3	1:37.904	13.332	47	1:38.507	39.779	11	1:44.317	1 Lap	8	1:39.936	1'08.254
Lap 2														
22	1:33.570		69	1:36.318	13.912	134	1:39.426	42.957	66	1:34.267	15.942	53	1:42.157	1'09.767
10	1:34.676	0.958	99	1:37.310	16.247	71	1:38.484	43.816	3	1:36.313	27.348	41	1:52.068	1 Lap
3	1:38.291	7.396	24	1:39.109	22.756	33	1:41.523	52.304	69	1:36.509	29.439	134	1:39.676	1'15.021
37	1:36.913	8.007	53	1:40.496	24.563	43	1:40.766	52.565	37	1:36.910	29.671	47	1:38.881	1'16.157
66	1:36.429	8.153	8	1:39.987	29.284	27	1:41.577	55.930	99	1:35.644	30.119	33	1:39.135	1'23.740
69	1:36.864	8.365	50	1:40.092	29.913	11	1:46.745	1'21.138	41	1:51.998	1 Lap	43	1:39.456	1'24.812
99	1:37.516	10.299	47	1:41.223	30.414	Lap 7			24	1:39.357	52.464	Lap 12		
24	1:37.072	13.512	134	1:41.811	32.617	22	1:34.117		53	1:38.945	56.500	22	1:33.096	
53	1:39.237	14.086	71	1:38.934	34.579	10	1:34.136	0.643	8	1:39.452	57.705	10	1:32.872	0.639
47	1:40.463	18.254	33	1:41.972	38.783	41	1:51.587	1 Lap	71	1:37.906	58.795	25	1:41.935	1 Lap
8	1:38.640	19.311	43	1:43.755	40.929	66	1:33.966	12.617	50	1:40.081	59.273	27	1:41.695	1 Lap
134	1:40.423	19.480	27	1:45.505	41.167	37	1:36.947	19.786	134	1:39.841	1'04.154	66	1:34.143	17.447
50	1:39.537	19.791	25	1:45.453	42.066	69	1:36.191	19.885	47	1:38.779	1'07.093	3	1:36.667	36.788
27	1:42.881	19.996	28	1:43.768	50.201	3	1:35.609	19.949	33	1:38.950	1'12.595	99	1:36.678	38.918
25	1:41.451	21.476	11	1:45.398	56.966	99	1:36.395	23.867	43	1:40.101	1'12.754	69	1:36.940	39.497
33	1:43.519	24.381	41	1:49.318	1'02.831	24	1:39.929	39.667	27	1:44.081	1'25.150	11	1:45.738	1 Lap
71	1:41.175	24.693	Lap 5			53	1:41.450	44.123	25	1:43.804	1'25.967	37	1:37.395	47.803
43	1:42.085	24.919	22	1:34.873		8	1:40.906	44.795	Lap 10			12	1:56.224	2 Laps
28	1:43.841	30.965	10	1:35.274	1.257	47	1:40.198	45.860	22	1:34.816		24	1:39.154	1'10.487
41	1:46.356	31.125	12	1:59.484	1 Lap	50	1:41.786	45.948	10	1:33.072	0.363	71	1:37.845	1'10.666
11	1:45.235	31.221	66	1:35.672	11.241	71	1:39.314	49.013	12	1:59.255	2 Laps	50	1:37.108	1'11.717
12	1:58.662	52.462	37	1:36.426	14.179	134	1:41.233	50.073	66	1:34.300	15.426	8	1:38.339	1'13.497
Lap 3														
22	1:34.842		3	1:36.492	14.951	43	1:40.091	58.539	11	1:43.581	1 Lap	53	1:39.848	1'16.519
10	1:34.503	0.619	69	1:36.020	15.059	12	2:01.073	1 Lap	3	1:37.584	30.116	134	1:40.440	1'22.365
3	1:37.067	9.621	99	1:36.613	17.987	33	1:40.979	59.166	37	1:36.898	31.753	47	1:39.990	1'23.051
66	1:36.873	10.184	24	1:40.077	27.960	27	1:42.809	1'04.622	69	1:37.431	32.054	33	1:38.970	1'29.614
37	1:37.892	11.057	53	1:40.550	30.240	25	1:42.945	1'05.642	99	1:36.838	32.141	41	1:49.874	1 Lap
69	1:38.264	11.787	50	1:39.020	34.060	11	1:44.249	1'31.270	41	1:49.802	1 Lap	43	1:41.226	1'32.942
Lap 4														
22	1:32.693		8	1:39.927	34.338	Lap 8			24	1:40.955	58.603	Lap 13		
10	1:33.184	1.134	47	1:39.641	35.182	22	1:32.693		53	1:39.869	1'01.553	22	1:33.345	
Lap 5														
10	1:33.406	0.700	134	1:39.697	37.441	47	1:40.198	45.860	71	1:38.110	1'02.089	10	1:33.406	0.700
66	1:34.935	19.037	71	1:39.536	39.242	50	1:41.786	45.948	8	1:39.372	1'02.261	66	1:34.935	19.037

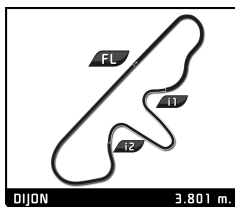


HGPCA PRE 66'
GRAND PRIX DE L'AGE D'OR
RACE 1

Analysis by lap

Lapped

Nr	Lap Time	Gap	Nr	Lap Time	Gap	Nr	Lap Time	Gap	Nr	Lap Time	Gap	Nr	Lap Time	Gap
27	1:42.956	1 Lap												
25	1:44.853	1 Lap												
3	1:38.076	41.519												
99	1:36.491	42.064												
69	1:36.650	42.802												
37	1:37.095	51.553												
11	1:44.729	1 Lap												
24	1:38.529	1'15.671												
71	1:38.409	1'15.730												
50	1:38.158	1'16.530												
8	1:40.615	1'20.767												
53	1:40.395	1'23.569												
12	1:58.697	2 Laps												
134	1:39.142	1'28.162												
47	1:38.734	1'28.440												
33	1:41.110	1'37.379												
43	1:40.380	1'39.977												
41	1:49.905	1 Lap												

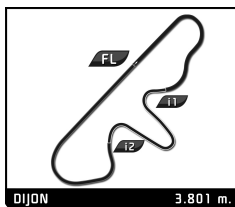


HGPCA PRE 66' GRAND PRIX DE L'AGE D'OR RACE 1

Analysis

■ Personal Best
 ■ Session Best
 ■ Crossing the finish line in pit lane

Lap	Time	Sector 1	Sector 2	Sector 3	Kph	Elapsed	Lap	Time	Sector 1	Sector 2	Sector 3	Kph	Elapsed
3 Barry CANNELL GBR Cooper T51							6	1:46.745	29.186	39.734	37.825	128.2	10:51.604
1	1:41.753	33.635	35.159	32.959	134.5	1:41.753	7	1:44.249	28.322	38.288	37.639	131.3	12:35.853
2	1:38.291	26.814	36.507	34.970	139.2	3:20.044	8	1:44.317	28.268	38.653	37.396	131.2	14:20.170
3	1:37.067	26.729	36.027	34.311	141.0	4:57.111	9	1:43.581	27.736	38.169	37.676	132.1	16:03.751
4	1:37.904	27.616	36.871	33.417	139.8	6:35.015	10	1:45.522	29.328	38.799	37.395	129.7	17:49.273
5	1:36.492	26.957	36.274	33.261	141.8	8:11.507	11	1:45.738	28.493	39.256	37.989	129.4	19:35.011
6	1:37.416	27.579	36.293	33.544	140.5	9:48.923	12	1:44.729	28.358	38.668	37.703	130.7	21:19.740
7	1:35.609	26.880	35.641	33.088	143.1	11:24.532	12 Francesco BALDANZA CHE Gilby F1						
8	1:37.197	26.812	36.286	34.099	140.8	13:01.729	1	2:06.448	42.233	42.756	41.459	108.2	2:06.448
9	1:36.313	26.730	36.046	33.537	142.1	14:38.042	2	1:58.662	32.285	43.978	42.399	115.3	4:05.110
10	1:37.584	27.096	36.461	34.027	140.2	16:15.626	3	1:57.471	32.600	42.632	42.239	116.5	6:02.581
11	1:37.044	26.603	36.361	34.080	141.0	17:52.670	4	1:59.484	33.312	42.657	43.515	114.5	8:02.065
12	1:36.667	26.447	36.543	33.677	141.6	19:29.337	5	2:00.330	33.794	43.855	42.681	113.7	10:02.395
13	1:38.076	27.021	36.290	34.765	139.5	21:07.413	6	2:01.073	33.374	45.320	42.379	113.0	12:03.468
8 Tony DITHERIDGE GBR Cooper T45							7	1:56.806	32.491	42.319	41.996	117.1	14:00.274
1	1:53.319	38.915	39.026	35.378	120.8	1:53.319	8	1:59.255	32.778	43.895	42.582	114.7	15:59.529
2	1:38.640	27.095	36.348	35.197	138.7	3:31.959	9	1:58.669	33.223	43.050	42.396	115.3	17:58.198
3	1:39.021	27.153	36.571	35.297	138.2	5:10.980	10	1:56.224	31.739	42.674	41.811	117.7	19:54.422
4	1:39.987	27.700	36.519	35.768	136.9	6:50.967	11	1:58.697	31.942	44.553	42.202	115.3	21:53.119
5	1:39.927	27.615	37.175	35.137	136.9	8:30.894	22 Peter HORSMAN GBR Lotus 18/21 P1						
6	1:37.578	26.806	35.880	34.892	140.2	10:08.472	1	1:39.078	32.407	34.050	32.621	138.1	1:39.078
7	1:40.906	27.512	38.146	35.248	135.6	11:49.378	2	1:33.570	25.511	34.711	33.348	146.2	3:12.648
8	1:39.569	26.904	37.543	35.122	137.4	13:28.947	3	1:34.842	26.576	34.981	33.285	144.3	4:47.490
9	1:39.452	27.065	36.841	35.546	137.6	15:08.399	4	1:34.193	25.673	34.938	33.582	145.3	6:21.683
10	1:39.372	26.799	37.366	35.207	137.7	16:47.771	5	1:34.873	26.035	34.858	33.980	144.2	7:56.556
11	1:39.936	28.043	37.069	34.824	136.9	18:27.707	6	1:33.910	25.886	34.627	33.397	145.7	9:30.466
12	1:38.339	26.689	36.123	35.527	139.1	20:06.046	7	1:34.117	25.829	34.427	33.861	145.4	11:04.583
13	1:40.615	26.812	37.628	36.175	136.0	21:46.661	8	1:32.693	25.549	34.047	33.097	147.6	12:37.276
10 Will NUTHALL GBR Cooper T53							9	1:33.418	25.783	34.041	33.594	146.5	14:10.694
1	1:38.930	32.067	34.021	32.842	138.3	1:38.930	10	1:34.816	26.752	35.010	33.054	144.3	15:45.510
2	1:34.676	25.952	34.708	34.016	144.5	3:13.606	11	1:33.943	25.819	35.017	33.107	145.7	17:19.453
3	1:34.503	26.587	34.705	33.211	144.8	4:48.109	12	1:33.096	25.630	34.432	33.034	147.0	18:52.549
4	1:34.430	26.243	34.799	33.388	144.9	6:22.539	13	1:33.345	25.885	34.453	33.007	146.6	20:25.894
5	1:35.274	26.027	34.760	34.487	143.6	7:57.813	24 Michel WANTY BEL Lotus 24 942						
6	1:33.277	25.689	34.564	33.024	146.7	9:31.090	1	1:49.088	37.012	36.874	35.202	125.4	1:49.088
7	1:34.136	25.974	34.715	33.447	145.4	11:05.226	2	1:37.072	26.102	36.086	34.884	141.0	3:26.160
8	1:33.184	25.606	34.586	32.992	146.8	12:38.410	3	1:39.170	27.665	36.297	35.208	138.0	5:05.330
9	1:34.391	25.909	35.522	32.960	145.0	14:12.801	4	1:39.109	26.828	36.416	35.865	138.1	6:44.439
10	1:33.072	25.618	34.453	33.001	147.0	15:45.873	5	1:40.077	27.361	36.443	36.273	136.7	8:24.516
11	1:34.443	25.891	35.073	33.479	144.9	17:20.316	6	1:39.805	27.179	36.567	36.059	137.1	10:04.321
12	1:32.872	25.649	34.407	32.816	147.3	18:53.188	7	1:39.929	26.891	36.821	36.217	136.9	11:44.250
13	1:33.406	25.875	34.588	32.943	146.5	20:26.594	8	1:39.551	27.056	36.920	35.575	137.5	13:23.801
11 John ROMANO USA Brabham BT11							9	1:39.357	26.881	36.434	36.042	137.7	15:03.158
1	1:58.634	42.544	38.536	37.554	115.3	1:58.634	10	1:40.955	26.955	38.164	35.836	135.5	16:44.113
2	1:45.235	28.438	38.565	38.232	130.0	3:43.869	11	1:39.769	27.113	36.468	36.188	137.2	18:23.882
3	1:49.382	31.138	39.498	38.746	125.1	5:33.251	12	1:39.154	26.957	36.352	35.845	138.0	20:03.036
4	1:45.398	28.671	38.652	38.075	129.8	7:18.649	13	1:38.529	27.466	35.993	35.070	138.9	21:41.565
5	1:46.210	28.719	40.000	37.491	128.8	9:04.859	25 Albert STREMSKI DEU Emeryson F1						



HGPCA PRE 66' GRAND PRIX DE L'AGE D'OR RACE 1

Analysis

■ Personal Best
 ■ Session Best
 ■ Crossing the finish line in pit lane

Lap	Time	Sector 1	Sector 2	Sector 3	Kph	Elapsed	Lap	Time	Sector 1	Sector 2	Sector 3	Kph	Elapsed
1	1:52.673	38.201	38.234	36.238	121.4	1:52.673	3	1:37.892	27.126	35.583	35.183	139.8	4:58.547
2	1:41.451	28.440	36.724	36.287	134.9	3:34.124	4	1:35.762	26.374	34.815	34.573	142.9	6:34.309
3	1:44.172	28.000	38.208	37.964	131.4	5:18.296	5	1:36.426	26.327	35.332	34.767	141.9	8:10.735
4	1:45.453	29.293	38.724	37.436	129.8	7:03.749	6	1:36.687	26.037	35.816	34.834	141.5	9:47.422
5	1:41.877	28.130	37.381	36.366	134.3	8:45.626	7	1:36.947	26.285	35.411	35.251	141.1	11:24.369
6	1:41.654	28.101	36.897	36.656	134.6	10:27.280	8	1:39.086	27.115	36.605	35.366	138.1	13:03.455
7	1:42.945	28.004	37.897	37.044	132.9	12:10.225	9	1:36.910	26.116	35.985	34.809	141.2	14:40.365
8	1:42.632	27.955	37.638	37.039	133.3	13:52.857	10	1:36.898	26.489	35.686	34.723	141.2	16:17.263
9	1:43.804	28.559	37.782	37.463	131.8	15:36.661	11	1:45.694	36.542	34.836	34.316	129.5	18:02.957
10	1:43.941	28.919	37.802	37.220	131.6	17:20.602	12	1:37.395	26.675	35.806	34.914	140.5	19:40.352
11	1:41.935	27.827	36.969	37.139	134.2	19:02.537	13	1:37.095	26.304	35.499	35.292	140.9	21:17.447
12	1:44.853	29.409	37.862	37.582	130.5	20:47.390							

27 Chris WILSON GBR
Cooper-Maserati T51

1	1:49.763	36.484	38.026	35.253	124.7	1:49.763
2	1:42.881	27.694	37.288	37.899	133.0	3:32.644
3	1:44.701	29.150	38.209	37.342	130.7	5:17.345
4	1:45.505	29.900	38.427	37.178	129.7	7:02.850
5	1:41.969	28.453	37.311	36.205	134.2	8:44.819
6	1:41.577	28.106	37.162	36.309	134.7	10:26.396
7	1:42.809	28.525	37.697	36.587	133.1	12:09.205
8	1:42.558	28.300	37.642	36.616	133.4	13:51.763
9	1:44.081	29.015	37.999	37.067	131.5	15:35.844
10	1:45.495	29.495	38.629	37.371	129.7	17:21.339
11	1:41.695	28.771	37.164	35.760	134.6	19:03.034
12	1:42.956	28.642	37.659	36.655	132.9	20:45.990

28 Anthony GODDARD GBR
Cooper-Alfa T56/59

1	1:59.772	43.187	39.662	36.923	114.2	1:59.772
2	1:43.841	28.074	38.657	37.110	131.8	3:43.613
3	1:44.503	28.019	38.857	37.627	130.9	5:28.116
4	1:43.768	28.312	38.508	36.948	131.9	7:11.884
5	1:49.843	30.517	39.785	39.541	124.6	9:01.727

33 Andrea GUARINO ITA
Lotus 18 370

1	1:53.510	37.752	39.979	35.779	120.5	1:53.510
2	1:43.519	28.649	38.440	36.430	132.2	3:37.029
3	1:41.465	27.491	38.533	35.441	134.9	5:18.494
4	1:41.972	28.183	37.573	36.216	134.2	7:00.466
5	1:40.781	27.435	37.441	35.905	135.8	8:41.247
6	1:41.523	27.182	38.439	35.902	134.8	10:22.770
7	1:40.979	27.538	37.900	35.541	135.5	12:03.749
8	1:40.590	27.369	37.837	35.384	136.0	13:44.339
9	1:38.950	26.962	37.102	34.886	138.3	15:23.289
10	1:40.769	26.965	37.806	35.998	135.8	17:04.058
11	1:39.135	26.686	36.842	35.607	138.0	18:43.193
12	1:38.970	27.288	36.714	34.968	138.3	20:22.163
13	1:41.110	27.675	37.471	35.964	135.3	22:03.273

37 Eddy PERK NLD
Heron F1

1	1:43.742	33.767	35.275	34.700	131.9	1:43.742
2	1:36.913	26.325	35.183	35.405	141.2	3:20.655

41 Brian MAILE GBR
Cooper T41

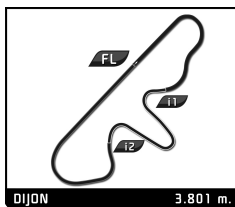
1	1:57.417	39.625	39.819	37.973	116.5	1:57.417
2	1:46.356	29.290	38.398	38.668	128.7	3:43.773
3	1:51.423	30.910	40.695	39.818	122.8	5:35.196
4	1:49.318	30.752	39.287	39.279	125.2	7:24.514
5	1:51.482	30.377	41.050	40.055	122.7	9:15.996
6	1:51.587	31.710	40.571	39.306	122.6	11:07.583
7	1:51.021	31.008	39.921	40.092	123.3	12:58.604
8	1:51.998	30.827	41.124	40.047	122.2	14:50.602
9	1:49.802	30.330	39.791	39.681	124.6	16:40.404
10	1:52.068	30.425	41.678	39.965	122.1	18:32.472
11	1:49.874	30.554	40.091	39.229	124.5	20:22.346
12	1:49.905	30.652	40.189	39.064	124.5	22:12.251

43 Tania PILKINGTON GBR
Cooper T43

1	1:55.482	38.578	40.385	36.519	118.5	1:55.482
2	1:42.085	27.848	37.658	36.579	134.0	3:37.567
3	1:41.290	27.704	38.196	35.390	135.1	5:18.857
4	1:43.755	28.876	38.872	36.007	131.9	7:02.612
5	1:39.653	26.783	37.702	35.168	137.3	8:42.265
6	1:40.766	27.003	37.949	35.814	135.8	10:23.031
7	1:40.091	27.387	37.006	35.698	136.7	12:03.122
8	1:40.225	27.013	37.659	35.553	136.5	13:43.347
9	1:40.101	27.163	37.406	35.532	136.7	15:23.448
10	1:41.361	27.427	38.216	35.718	135.0	17:04.809
11	1:39.456	26.904	37.284	35.268	137.6	18:44.265
12	1:41.226	27.298	38.265	35.663	135.2	20:25.491
13	1:40.380	27.535	37.488	35.357	136.3	22:05.871

47 Brian JOLLIFFE GBR
Cooper T45/51

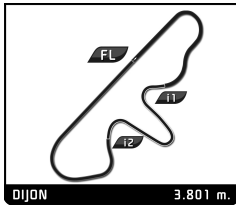
1	1:50.439	36.925	37.933	35.581	123.9	1:50.439
2	1:40.463	27.238	37.484	35.741	136.2	3:30.902
3	1:39.972	27.330	37.087	35.555	136.9	5:10.874
4	1:41.223	28.050	38.275	34.898	135.2	6:52.097
5	1:39.641	27.243	37.357	35.041	137.3	8:31.738
6	1:38.507	26.861	36.257	35.389	138.9	10:10.245
7	1:40.198	26.890	37.736	35.572	136.6	11:50.443
8	1:48.565	35.907	36.665	35.993	126.0	13:39.008
9	1:38.779	26.512	36.550	35.717	138.5	15:17.787
10	1:38.942	26.949	36.564	35.429	138.3	16:56.729
11	1:38.881	27.046	36.464	35.371	138.4	18:35.610



HGPCA PRE 66' GRAND PRIX DE L'AGE D'OR RACE 1

Analysis

Lap	Time	Sector 1	Sector 2	Sector 3	Kph	Elapsed	Lap	Time	Sector 1	Sector 2	Sector 3	Kph	Elapsed
12	1:39.990	27.490	37.002	35.498	136.8	20:15.600	4	1:36.318	26.244	35.176	34.898	142.1	6:35.595
13	1:38.734	27.495	36.379	34.860	138.6	21:54.334	5	1:36.020	26.622	35.050	34.348	142.5	8:11.615
50 Peter STUDER CHE Lotus 24 950							71 Alan BAILLIE GBR Cooper T71/73						
1	1:52.902	39.373	37.399	36.130	121.2	1:52.902	1	1:56.166	42.643	38.666	34.857	117.8	1:56.166
2	1:39.537	26.827	36.650	36.060	137.5	3:32.439	2	1:41.175	27.499	37.556	36.120	135.2	3:37.341
3	1:39.065	27.061	36.530	35.474	138.1	5:11.504	3	1:39.987	27.371	37.495	35.121	136.9	5:17.328
4	1:40.092	27.658	36.934	35.500	136.7	6:51.596	4	1:38.934	27.118	36.861	34.955	138.3	6:56.262
5	1:39.020	27.232	35.990	35.798	138.2	8:30.616	5	1:39.536	28.149	36.511	34.876	137.5	8:35.798
6	1:38.129	26.517	35.946	35.666	139.4	10:08.745	6	1:38.484	27.353	36.657	34.474	138.9	10:14.282
7	1:41.786	27.593	38.079	36.114	134.4	11:50.531	7	1:39.314	27.218	37.741	34.355	137.8	11:53.596
8	1:39.355	28.107	35.809	35.439	137.7	13:29.886	8	1:37.987	27.531	36.062	34.394	139.6	13:31.583
9	1:40.081	26.618	36.967	36.496	136.7	15:09.967	9	1:37.906	27.271	36.399	34.236	139.8	15:09.489
10	1:38.773	26.982	36.568	35.223	138.5	16:48.740	10	1:38.110	27.109	36.623	34.378	139.5	16:47.599
11	1:38.418	27.025	36.705	34.688	139.0	18:27.158	11	1:37.771	26.861	36.326	34.584	140.0	18:25.370
12	1:37.108	25.952	36.305	34.851	140.9	20:04.266	12	1:37.845	26.964	36.437	34.444	139.8	20:03.215
13	1:38.158	26.977	36.452	34.729	139.4	21:42.424	13	1:38.409	27.670	36.389	34.350	139.0	21:41.624
53 Scotty TAYLOR AUS Cooper T53							99 John EVANS GBR Brabham BT4						
1	1:47.497	36.051	37.062	34.384	127.3	1:47.497	1	1:45.431	35.422	36.496	33.513	129.8	1:45.431
2	1:39.237	27.017	37.559	34.661	137.9	3:26.734	2	1:37.516	27.542	35.809	34.165	140.3	3:22.947
3	1:39.016	27.004	37.202	34.810	138.2	5:05.750	3	1:37.673	27.493	36.151	34.029	140.1	5:00.620
4	1:40.496	28.149	37.276	35.071	136.2	6:46.246	4	1:37.310	27.154	36.740	33.416	140.6	6:37.930
5	1:40.550	27.733	37.621	35.196	136.1	8:26.796	5	1:36.613	26.749	36.394	33.470	141.6	8:14.543
6	1:40.460	27.966	37.643	34.851	136.2	10:07.256	6	1:37.512	26.688	36.987	33.837	140.3	9:52.055
7	1:41.450	28.493	38.021	34.936	134.9	11:48.706	7	1:36.395	26.435	36.446	33.514	142.0	11:28.450
8	1:39.543	27.347	37.299	34.897	137.5	13:28.249	8	1:36.719	26.919	36.349	33.451	141.5	13:05.169
9	1:38.945	27.201	36.735	35.009	138.3	15:07.194	9	1:35.644	26.651	35.604	33.389	143.1	14:40.813
10	1:39.869	27.716	37.357	34.796	137.0	16:47.063	10	1:36.838	27.140	36.333	33.365	141.3	16:17.651
11	1:42.157	28.444	38.293	35.420	133.9	18:29.220	11	1:37.138	27.013	36.261	33.864	140.9	17:54.789
12	1:39.848	27.100	37.823	34.925	137.0	20:09.068	12	1:36.678	26.068	36.683	33.927	141.5	19:31.467
13	1:40.395	27.207	37.584	35.604	136.3	21:49.463	13	1:36.491	26.389	36.852	33.250	141.8	21:07.958
66 Sid HOOLE GBR Cooper T66							134 Erwin VAN GELDER FRA Cooper T59						
1	1:44.372	35.688	35.208	33.476	131.1	1:44.372	1	1:51.705	37.818	37.486	36.401	122.5	1:51.705
2	1:36.429	26.746	34.783	34.900	141.9	3:20.801	2	1:40.423	26.826	36.894	36.703	136.3	3:32.128
3	1:36.873	26.280	35.884	34.709	141.3	4:57.674	3	1:40.361	27.765	36.523	36.073	136.3	5:12.489
4	1:34.451	26.129	34.529	33.793	144.9	6:32.125	4	1:41.811	27.317	38.457	36.037	134.4	6:54.300
5	1:35.672	26.016	35.567	34.089	143.0	8:07.797	5	1:39.697	27.433	36.414	35.850	137.3	8:33.997
6	1:35.437	26.454	35.043	33.940	143.4	9:43.234	6	1:39.426	26.860	36.433	36.133	137.6	10:13.423
7	1:33.966	25.851	34.917	33.198	145.6	11:17.200	7	1:41.233	26.941	37.869	36.423	135.2	11:54.656
8	1:35.169	25.551	35.664	33.954	143.8	12:52.369	8	1:40.351	27.255	36.843	36.253	136.4	13:35.007
9	1:34.267	25.637	34.980	33.650	145.2	14:26.636	9	1:39.841	26.969	36.679	36.193	137.1	15:14.848
10	1:34.300	25.748	34.902	33.650	145.1	16:00.936	10	1:39.950	27.202	36.686	36.062	136.9	16:54.798
11	1:34.917	26.108	35.041	33.768	144.2	17:35.853	11	1:39.676	27.210	36.393	36.073	137.3	18:34.474
12	1:34.143	25.627	34.644	33.872	145.3	19:09.996							
13	1:34.935	25.745	34.939	34.251	144.1	20:44.931							
69 Mr John OF B FRA Lola Mk4													
1	1:44.149	34.513	34.998	34.638	131.4	1:44.149							
2	1:36.864	26.670	34.708	35.486	141.3	3:21.013							
3	1:38.264	27.123	35.525	35.616	139.3	4:59.277							

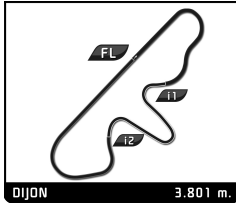


HGPCA PRE 66'
GRAND PRIX DE L'AGE D'OR
RACE 1

Analysis

■ Personal Best ■ Session Best **B** Crossing the finish line in pit lane

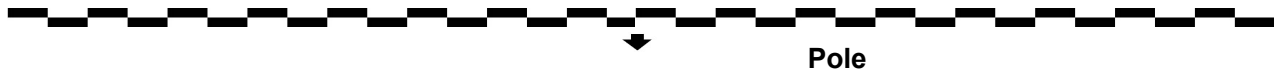
Lap	Time	Sector 1	Sector 2	Sector 3	Kph	Elapsed	Lap	Time	Sector 1	Sector 2	Sector 3	Kph	Elapsed
12	1:40.440	27.806	35.993	36.641	136.2	20:14.914							
13	1:39.142	27.225	35.931	35.986	138.0	21:54.056							



HGPCA PRE 66'
GRAND PRIX DE L'AGE D'OR
RACE 2 (20')

Starting Grid

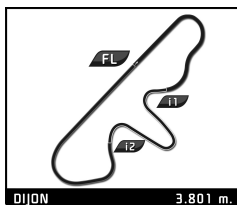
1:57.080 Francesco BALDANZA	12				
		- 11 -	41		1:50.552 Brian MAILE
1:45.207 Anthony GODDARD	28				
		- 10 -	11		1:44.842 John ROMANO
1:41.519 Chris WILSON	27				
		- 9 -	25		1:43.385 Albert STREMINSKI
1:43.335 Tania PILKINGTON	43				
		- 8 -	134		1:40.126 Erwin VAN GELDER
1:39.323 Andrea GUARINO	33				
		- 7 -	53		1:39.271 Scotty TAYLOR
1:40.740 Brian JOLLIFFE	47				
		- 6 -	71		Alan BAILLIE
1:40.106 Tony DITHERIDGE	8				
		- 5 -	50		1:44.946 Peter STUDER
1:38.680 Michel WANTY	24				
		- 4 -	69		1:36.261 Mr John OF B
1:36.065 John EVANS	99				
		- 3 -	3		1:35.097 Barry CANNELL
1:35.096 Eddy PERK	37				
		- 2 -	66		1:36.658 Sid HOOLE
1:32.408 Will NUTHALL	10				
		- 1 -	22		1:31.926 Peter HORSMAN



Pole

Stewards:	Timekeeper:
-----------	-------------





HGPCA PRE 66'

GRAND PRIX DE L'AGE D'OR

RACE 2 (20')

Final Classification

Drivers	Nat	Team	Vehicle	Class	Laps	Total Time	Gap	Kph	Best Lap		
									Lap	Time Kph	
1 22 Peter HORSMAN	GBR		Lotus 18/21 P1	12	13	20:20.909	-	145.7	11	1:31.502	149.5
2 66 Sid HOOLE	GBR		Cooper T66	11	13	20:25.501	+4.592	145.2	11	1:33.087	147.0
3 10 Will NUTHALL	GBR		Cooper T53	7b	13	20:28.024	+7.115	144.9	11	1:33.025	147.1
4 3 Barry CANNELL	GBR		Cooper T51	7b	13	20:57.197	+36.288	141.5	8	1:34.906	144.2
5 99 John EVANS	GBR		Brabham BT4	12	13	20:57.378	+36.469	141.5	8	1:34.894	144.2
6 50 Peter STUDER	CHE		Lotus 24 950	10	13	20:59.202	+38.293	141.3	8	1:35.006	144.0
7 69 Mr JOHN OF B	FRA		Lola Mk4	11	13	21:00.099	+39.190	141.2	10	1:34.596	144.7
8 71 Alan BAILLIE	GBR		Cooper T71/73	10	13	21:06.536	+45.627	140.5	11	1:35.196	143.7
9 8 Tony DITHERIDGE	GBR		Cooper T45	9	13	21:45.073	+1:24.164	136.3	11	1:37.473	140.4
10 47 Brian JOLLIFFE	GBR		Cooper T45/51	9	13	21:45.429	+1:24.520	136.3	8	1:38.554	138.8
11 37 Eddy PERK	NLD		Heron F1	10	13	21:54.506	+1:33.597	135.3	12	1:34.831	144.3
12 43 Tania PILKINGTON	GBR		Cooper T43	9	13	21:54.743	+1:33.834	135.3	12	1:38.659	138.7
13 134 Erwin VAN GELDER	FRA		Cooper T59	10	13	22:41.644	+2:20.735	130.6	10	1:38.565	138.8
14 11 John ROMANO	USA		Brabham BT11	11	12	20:27.578	1 Lap	133.8	7	1:38.980	138.2
15 33 Andrea GUARINO	ITA		Lotus 18 370	7b	12	20:28.278	1 Lap	133.7	5	1:38.193	139.4
16 27 Chris WILSON	GBR		Cooper-Maserati T51	9	12	20:30.507	1 Lap	133.4	2	1:40.174	136.6
17 25 Albert STREMINSKI	DEU		Emeryson F1	7c	12	20:41.665	1 Lap	132.2	5	1:41.014	135.5
18 53 Scotty TAYLOR	AUS		Cooper T53	12	12	20:46.850	1 Lap	131.7	2	1:38.902	138.4
19 28 Anthony GODDARD	GBR		Cooper-Alfa T56/59	10	12	21:23.027	1 Lap	128.0	7	1:44.208	131.3
20 41 Brian MAILE	GBR		Cooper T41	7c	12	22:05.052	1 Lap	123.9	2	1:47.416	127.4
21 12 Francesco BALDANZA	CHE		Gilby F1	10	11	21:27.703	2 Laps	116.9	9	1:53.660	120.4

Not classified:

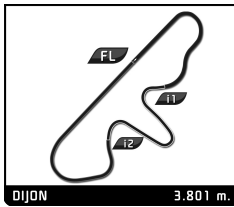
24 Michel WANTY	BEL		Lotus 24 942	11	2	3:29.782			2	1:39.633	137.3
-----------------	-----	--	--------------	----	---	----------	--	--	---	----------	-------

Pole Position		P. HORSMAN		1:31.926	
Fastest Lap	Lap 11	Peter HORSMAN		1:31.502	149.5 Kph

Published at:

Track Status: **DRY**

Stewards:	Timekeeper:
-----------	-------------

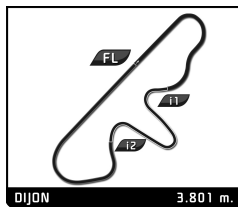


HGPCA PRE 66'
GRAND PRIX DE L'AGE D'OR
RACE 2

Lap Chart

		LAP													
Nr	Pos	Grid	1	2	3	4	5	6	7	8	9	10	11	12	13
22	1	22	66	66	66	66	22	66	22	66	22	66	22	22	22
10	2	10	10	22	22	22	66	22	66	22	66	22	66	66	66
66	3	66	22	10	10	10	10	10	10	10	10	10	10	10	10
37	4	37	37	37	3	3	3	3	3	3	3	3	3	3	3
3	5	3	3	3	99	99	99	99	99	99	99	99	99	99	99
99	6	99	69	69	69	69	69	69	50	50	50	50	50	50	50
69	7	69	99	99	50	50	50	50	69	69	69	69	69	69	69
24	8	24	50	50	71	71	71	71	71	71	71	71	71	71	71
50	9	50	47	71	47	47	47	47	47	47	47	47	47	8	8
8	10	8	71	47	53	53	8	8	8	8	8	8	8	47	47
71	11	71	24	24	8	8	53	53	53	43	43	43	43	43	37
47	12	47	53	53	27	27	27	27	43	53	134	134	134	37	43
53	13	53	8	8	43	43	43	43	27	134	27	27	37	134	134
33	14	33	25	27	33	33	33	134	134	27	33	37	27	11	
134	15	134	27	43	134	134	134	11	11	11	11	33	11	33	
43	16	43	43	25	25	11	11	25	33	33	37	11	33	27	
25	17	25	33	33	11	25	25	33	25	37	53	53	25	25	
27	18	27	11	134	28	28	28	37	37	25	25	25	53	53	
11	19	11	41	11	41	41	41	37	28	28	28	28	28	28	
28	20	28	28	28	37	37	41	41	41	41	41	41	41	41	
41	21	41	134	41	12	12	12	12	12	12	12	12	12	12	
12	22	12	12	12											

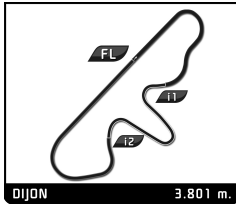




HGPCA PRE 66'
GRAND PRIX DE L'AGE D'OR
RACE 2

Best Sector Times

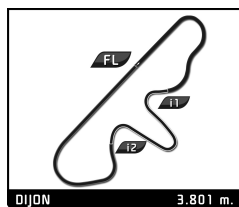
SECTOR 1			SECTOR 2			SECTOR 3			Pos	Driver	Ideal Lap	Best Lap
Pos	Driver	Time	Driver	Time	Driver	Time						
1	22 P.HORSMAN	24.947	22 P.HORSMAN	33.714	22 P.HORSMAN	32.660	1	22 P.HORSMAN	1'31.321	1:31.502	(1)	
2	10 W.NUTHALL	25.349	66 S.HOOLE	34.058	99 J.EVANS	32.943	2	66 S.HOOLE	1'32.900	1:33.087	(3)	
3	37 E.PERK	25.508	69 Mr JOHN OF B	34.150	10 W.NUTHALL	33.305	3	10 W.NUTHALL	1'32.916	1:33.025	(2)	
4	66 S.HOOLE	25.536	10 W.NUTHALL	34.262	66 S.HOOLE	33.306	4	69 Mr JOHN OF B	1'33.790	1:34.596	(4)	
5	69 Mr JOHN OF B	25.660	37 E.PERK	34.327	3 B.CANNELL	33.410	5	37 E.PERK	1'34.139	1:34.831	(5)	
6	50 P.STUDER	25.667	50 P.STUDER	34.574	71 A.BAILLIE	33.940	6	50 P.STUDER	1'34.335	1:35.006	(8)	
7	71 A.BAILLIE	25.778	71 A.BAILLIE	34.966	69 Mr JOHN OF B	33.980	7	99 J.EVANS	1'34.556	1:34.894	(6)	
8	3 B.CANNELL	26.222	3 B.CANNELL	35.188	50 P.STUDER	34.094	8	71 A.BAILLIE	1'34.684	1:35.196	(9)	
9	99 J.EVANS	26.374	99 J.EVANS	35.239	37 E.PERK	34.304	9	3 B.CANNELL	1'34.820	1:34.906	(7)	
10	33 A.GUARINO	26.402	8 T.DITHERIDGE	35.400	33 A.GUARINO	34.305	10	8 T.DITHERIDGE	1'37.038	1:37.473	(10)	
11	24 M.WANTY	26.566	134 E.VAN GELDER	35.665	53 S.TAYLOR	34.807	11	33 A.GUARINO	1'37.283	1:38.193	(11)	
12	134 E.VAN GELDER	26.624	47 B.JOLLIFFE	35.836	8 T.DITHERIDGE	34.835	12	134 E.VAN GELDER	1'37.291	1:38.565	(13)	
13	43 T.PILKINGTON	26.701	27 C.WILSON	36.346	134 E.VAN GELDER	35.002	13	47 B.JOLLIFFE	1'38.080	1:38.554	(12)	
14	11 J.ROMANO	26.781	25 A.STREMSKI	36.436	11 J.ROMANO	35.049	14	11 J.ROMANO	1'38.295	1:38.980	(16)	
15	8 T.DITHERIDGE	26.803	11 J.ROMANO	36.465	43 T.PILKINGTON	35.093	15	43 T.PILKINGTON	1'38.412	1:38.659	(14)	
16	47 B.JOLLIFFE	26.997	33 A.GUARINO	36.576	47 B.JOLLIFFE	35.247	16	53 S.TAYLOR	1'38.648	1:38.902	(15)	
17	53 S.TAYLOR	27.101	43 T.PILKINGTON	36.618	24 M.WANTY	35.481	17	24 M.WANTY	1'39.095	1:39.633	(17)	
18	27 C.WILSON	27.432	53 S.TAYLOR	36.740	27 C.WILSON	35.864	18	27 C.WILSON	1'39.642	1:40.174	(18)	
19	25 A.STREMSKI	27.833	24 M.WANTY	37.048	25 A.STREMSKI	36.513	19	25 A.STREMSKI	1'40.782	1:41.014	(19)	
20	28 A.GODDARD	28.106	28 A.GODDARD	38.088	28 A.GODDARD	37.191	20	28 A.GODDARD	1'43.385	1:44.208	(20)	
21	41 B.MAILE	29.662	41 B.MAILE	39.093	41 B.MAILE	38.327	21	41 B.MAILE	1'47.082	1:47.416	(21)	
22	12 F.BALDANZA	31.369	12 F.BALDANZA	40.224	12 F.BALDANZA	40.192	22	12 F.BALDANZA	1'51.785	1:53.660	(22)	



HGPCA PRE 66'
GRAND PRIX DE L'AGE D'OR
RACE 2

Fastest Lap Sequence

Practice Time	Driver	Team	Car	Class	Time	Kph	Lap
3:14.315	66 Sid HOOLE		Cooper T66	11	1:33.467	146.4	2
3:15.055	22 Peter HORSMAN		Lotus 18/21 P1	12	1:31.725	149.2	2
17:14.657	22 Peter HORSMAN		Lotus 18/21 P1	12	1:31.502	149.5	11

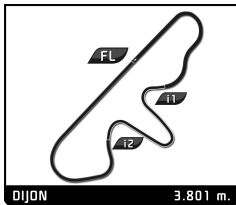


HGPCA PRE 66' GRAND PRIX DE L'AGE D'OR RACE 2

Analysis by lap

Lapped

Nr	Lap Time	Gap	Nr	Lap Time	Gap	Nr	Lap Time	Gap	Nr	Lap Time	Gap	Nr	Lap Time	Gap
Lap 1														
66	1:40.848		50	1:37.275	13.958	25	1:41.014	50.275	99	1:34.894	24.121	33	1:38.214	1'22.513
10	1:41.225	0.377	71	1:37.611	17.765	28	1:44.278	1'05.943	50	1:35.006	26.008	11	1:39.000	1'23.781
22	1:43.330	2.482	47	1:39.661	20.135	10	1:35.310	1'10.723	69	1:35.229	26.261	53	1:44.950	1'30.647
37	1:44.610	3.762	53	1:39.249	21.761	41	1:49.590	1'20.460	71	1:35.918	32.081			
3	1:45.136	4.288	8	1:39.490	24.519				47	1:38.554	48.131	Lap 11		
69	1:46.158	5.310	27	1:40.704	27.457	Lap 6			8	1:39.738	54.662	22	1:31.502	
99	1:46.262	5.414	43	1:40.153	29.722	66	1:34.049		43	1:40.688	1'01.054	25	1:41.675	1 Lap
50	1:46.606	5.758	33	1:40.920	31.208	22	1:34.526	0.206	53	1:45.726	1'04.825	66	1:33.087	1.486
47	1:49.327	8.479	134	1:40.578	32.803	10	1:33.739	0.997	134	1:41.155	1'05.045	10	1:33.025	2.725
71	1:49.801	8.953	25	1:43.480	33.226	3	1:36.261	20.127	27	1:42.272	1'05.540	12	1:53.660	2 Laps
24	1:50.149	9.301	11	1:41.227	33.603	99	1:36.298	20.419	11	1:40.008	1'06.699	3	1:35.431	31.600
53	1:51.343	10.495	28	1:44.592	42.629	69	1:36.622	22.618	33	1:38.217	1'10.876	99	1:35.480	31.937
8	1:53.707	12.859	41	1:48.742	47.320	50	1:36.579	22.835	12	1:59.017	1 Lap	50	1:35.515	33.515
25	1:53.874	13.026	37	2:29.503	1'02.457	12	1:56.922	1 Lap	37	1:35.558	1'15.229	69	1:35.592	34.039
27	1:54.312	13.464	12	1:55.743	1'10.751	71	1:36.311	27.082	25	1:41.811	1'15.604	28	1:47.120	1 Lap
43	1:55.182	14.334	Lap 4			47	1:39.312	37.294	Lap 9			71	1:35.196	39.507
33	1:56.754	15.906	66	1:33.134		8	1:40.000	42.471	22	1:33.146		41	1:49.921	1 Lap
11	1:58.448	17.600	22	1:33.158	0.230	53	1:39.434	43.470	66	1:33.468	0.160	47	1:40.562	1'10.390
41	1:58.895	18.047	10	1:33.467	1.455	27	1:41.399	48.748	10	1:34.001	1.765	8	1:37.473	1'11.477
28	1:59.363	18.515	3	1:36.935	15.265	43	1:41.212	48.906	28	1:47.554	1 Lap	43	1:39.420	1'21.052
134	1:59.717	18.869	99	1:36.564	15.710	134	1:40.172	50.917	3	1:35.414	25.895	134	1:38.851	1'25.191
12	2:07.665	26.817	69	1:37.788	17.390	11	1:41.338	55.436	99	1:35.760	26.573	37	1:36.522	1'27.172
Lap 2														
66	1:33.467		50	1:37.103	17.927	35	1:53.355	1'01.140	50	1:35.327	28.027	27	1:42.476	1'32.690
22	1:31.725	0.740	71	1:37.085	21.716	37	1:35.789	1'12.192	69	1:36.106	29.059	11	1:40.649	1'32.829
10	1:34.117	1.027	47	1:38.860	25.861	28	1:45.962	1'17.585	71	1:35.234	34.007	Lap 12		
37	1:36.077	6.372	53	1:40.645	29.272	Lap 7			41	1:49.458	1 Lap	22	1:32.830	
3	1:37.236	8.057	8	1:38.552	29.937	22	1:33.339		47	1:40.092	54.915	33	1:42.603	1 Lap
69	1:36.307	8.150	27	1:40.279	34.602	66	1:33.888	0.343	8	1:38.771	1'00.125	66	1:33.453	2.109
99	1:36.295	8.242	43	1:39.449	36.037	10	1:34.041	1.493	43	1:39.607	1'07.353	10	1:35.158	5.053
50	1:37.810	10.101	33	1:39.067	37.141	41	1:50.674	1 Lap	134	1:41.246	1'12.983	25	1:43.155	1 Lap
71	1:38.086	13.572	134	1:39.799	39.468	3	1:36.481	23.063	27	1:42.073	1'14.305	53	1:47.054	1 Lap
47	1:38.880	13.892	11	1:41.807	42.276	99	1:36.533	23.407	33	1:40.338	1'17.906	3	1:35.299	34.069
24	1:39.633	15.467	25	1:42.398	42.490	50	1:35.892	25.182	11	1:44.997	1'18.388	99	1:35.209	34.316
53	1:38.902	15.930	28	1:45.399	54.894	69	1:36.139	25.212	37	1:36.600	1'18.521	50	1:35.311	35.996
8	1:39.055	18.447	41	1:49.913	1'04.099	71	1:36.806	30.343	53	1:47.787	1'19.304	69	1:36.232	37.441
27	1:40.174	20.171	37	1:39.319	1'08.642	47	1:40.008	43.757	25	1:42.703	1'24.999	71	1:35.773	42.450
43	1:42.120	22.987	Lap 5			12	1:55.594	1 Lap	Lap 10			12	1:56.537	2 Laps
25	1:43.605	23.164	22	1:32.999		8	1:40.178	49.104	66	1:33.447		28	1:46.237	1 Lap
33	1:41.267	23.706	66	1:33.500	0.271	53	1:43.354	53.279	22	1:33.706	0.099	8	1:39.064	1'17.711
134	1:40.241	25.643	10	1:33.352	1.578	43	1:39.185	54.546	12	1:55.138	2 Laps	47	1:40.339	1'17.899
11	1:41.661	25.794	33	1:41.267	23.706	27	1:42.245	57.448	10	1:33.143	1.301	41	1:49.974	1 Lap
28	1:46.407	31.455	3	1:36.150	18.186	134	1:40.698	58.070	28	1:44.910	1 Lap	43	1:38.659	1'26.881
41	1:47.416	31.996	99	1:35.960	18.441	11	1:38.980	1'00.871	3	1:35.482	27.770	37	1:34.831	1'29.173
12	1:55.076	48.426	69	1:36.155	20.316	33	1:39.244	1'06.839	99	1:35.092	28.058	134	1:39.767	1'32.128
Lap 3														
66	1:33.418		50	1:35.878	20.576	25	1:43.268	1'07.973	50	1:35.181	29.601	Lap 13		
22	1:32.884	0.206	71	1:36.604	25.091	37	1:35.204	1'13.851	69	1:34.596	30.048	22	1:33.422	
10	1:33.513	1.122	47	1:39.670	32.302	28	1:44.208	1'28.248	71	1:35.512	35.912	66	1:35.905	4.592
3	1:36.825	11.464	8	1:40.083	36.791	Lap 8			41	1:49.033	1 Lap	11	1:40.092	1 Lap
99	1:37.456	12.280	53	1:42.313	38.356	66	1:33.837		47	1:40.121	1'01.429	10	1:35.484	7.115
69	1:38.004	12.736	27	1:40.296	41.669	22	1:34.342	0.162	8	1:39.087	1'05.605	33	1:40.106	1 Lap
			43	1:39.206	42.014	10	1:33.759	1.072	43	1:39.487	1'13.233	27	1:43.160	1 Lap
			33	1:38.193	42.105	41	1:49.345	1 Lap	134	1:38.565	1'17.941	25	1:42.387	1 Lap
			134	1:38.826	45.065	3	1:34.906	23.789	27	1:41.117	1'21.815	53	1:46.093	1 Lap
			11	1:39.371	48.418				37	1:37.337	1'22.251	3	1:35.641	36.288

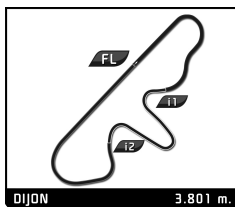


HGPCA PRE 66'
GRAND PRIX DE L'AGE D'OR
RACE 2

Analysis by lap

Lapped

Nr	Lap Time	Gap	Nr	Lap Time	Gap	Nr	Lap Time	Gap	Nr	Lap Time	Gap	Nr	Lap Time	Gap
99	1:35.575	36.469												
50	1:35.719	38.293												
69	1:35.171	39.190												
71	1:36.599	45.627												
28	1:46.997	1 Lap												
12	1:54.335	2 Laps												
8	1:39.875	1'24.164												
47	1:40.043	1'24.520												
37	1:37.846	1'33.597												
43	1:40.375	1'33.834												
41	1:52.091	1 Lap												
134	2:22.029	2'20.735												

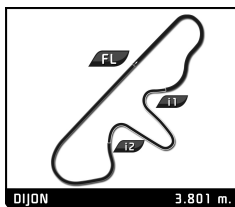


HGPCA PRE 66' GRAND PRIX DE L'AGE D'OR RACE 2

Analysis

■ Personal Best
 ■ Session Best
 ■ Crossing the finish line in pit lane

Lap	Time	Sector 1	Sector 2	Sector 3	Kph	Elapsed	Lap	Time	Sector 1	Sector 2	Sector 3	Kph	Elapsed
3 Barry CANNELL GBR Cooper T51							6	1:41.338	28.165	37.342	35.831	135.0	10:23.852
1	1:45.136	34.413	36.574	34.149	130.2	1:45.136	7	1:38.980	27.357	36.465	35.158	138.2	12:02.832
2	1:37.236	26.800	36.459	33.977	140.7	3:22.372	8	1:40.008	26.781	37.212	36.015	136.8	13:42.840
3	1:36.825	26.833	35.691	34.301	141.3	4:59.197	9	1:44.997	28.416	39.184	37.397	130.3	15:27.837
4	1:36.935	27.376	35.395	34.164	141.2	6:36.132	10	1:39.000	27.387	36.564	35.049	138.2	17:06.837
5	1:36.150	26.721	35.606	33.823	142.3	8:12.282	11	1:40.649	27.231	36.545	36.873	136.0	18:47.486
6	1:36.261	26.490	35.751	34.020	142.2	9:48.543	12	1:40.092	27.344	36.619	36.129	136.7	20:27.578
7	1:36.481	26.660	35.931	33.890	141.8	11:25.024							
8	1:34.906	26.274	35.188	33.444	144.2	12:59.930	12 Francesco BALDANZA CHE Gilby F1						
9	1:35.414	26.409	35.532	33.473	143.4	14:35.344	1	2:07.665	44.046	41.709	41.910	107.2	2:07.665
10	1:35.482	26.643	35.429	33.410	143.3	16:10.826	2	1:55.076	32.201	41.421	41.454	118.9	4:02.741
11	1:35.431	26.267	35.206	33.958	143.4	17:46.257	3	1:55.743	32.472	41.069	42.202	118.2	5:58.484
12	1:35.299	26.222	35.421	33.656	143.6	19:21.556	4	1:58.016	33.361	41.862	42.793	115.9	7:56.500
13	1:35.641	26.520	35.604	33.517	143.1	20:57.197	5	1:56.922	32.559	41.895	42.468	117.0	9:53.422
							6	1:55.594	31.977	40.806	42.811	118.4	11:49.016
							7	1:59.017	33.254	43.534	42.229	115.0	13:48.033
							8	1:55.138	33.704	40.592	40.842	118.8	15:43.171
							9	1:53.660	31.855	40.968	40.837	120.4	17:36.831
							10	1:56.537	31.369	43.488	41.680	117.4	19:33.368
							11	1:54.335	33.919	40.224	40.192	119.7	21:27.703
							22 Peter HORSMAN GBR Lotus 18/21 P1						
							1	1:43.330	35.737	34.933	32.660	132.4	1:43.330
							2	1:31.725	24.947	34.067	32.711	149.2	3:15.055
							3	1:32.884	25.470	34.174	33.240	147.3	4:47.939
							4	1:33.158	25.611	34.239	33.308	146.9	6:21.097
							5	1:32.999	25.827	34.043	33.129	147.1	7:54.096
							6	1:34.526	26.049	35.107	33.370	144.8	9:28.622
							7	1:33.339	25.828	34.178	33.333	146.6	11:01.961
							8	1:34.342	25.774	35.417	33.151	145.0	12:36.303
							9	1:33.146	25.810	34.527	32.809	146.9	14:09.449
							10	1:33.706	25.285	35.310	33.111	146.0	15:43.155
							11	1:31.502	24.960	33.714	32.828	149.5	17:14.657
							12	1:32.830	25.743	34.278	32.809	147.4	18:47.487
							13	1:33.422	25.418	34.335	33.669	146.5	20:20.909
							24 Michel WANTY BEL Lotus 24 942						
							1	1:50.149	37.504	37.164	35.481	124.2	1:50.149
							2	1:39.633	27.089	37.048	35.496	137.3	3:29.782
							25 Albert STREMSKI DEU Emeryson F1						
							1	1:53.874	39.299	37.779	36.796	120.2	1:53.874
							2	1:43.605	28.626	38.096	36.883	132.1	3:37.479
							3	1:43.480	28.659	37.780	37.041	132.2	5:20.959
							4	1:42.398	28.067	37.326	37.005	133.6	7:03.357
							5	1:41.014	27.833	36.591	36.590	135.5	8:44.371
							6	1:42.295	28.866	36.587	36.842	133.8	10:26.666
							7	1:43.268	28.774	37.283	37.211	132.5	12:09.934
							8	1:41.811	28.002	37.296	36.513	134.4	13:51.745
							9	1:42.703	29.000	36.843	36.860	133.2	15:34.448
							10	1:41.675	28.579	36.436	36.660	134.6	17:16.123
							11	1:43.155	28.617	37.528	37.010	132.7	18:59.278



HGPCA PRE 66'

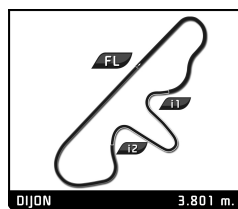
GRAND PRIX DE L'AGE D'OR

RACE 2

Analysis

Lap	Time	Sector 1	Sector 2	Sector 3	Kph	Elapsed	Lap	Time	Sector 1	Sector 2	Sector 3	Kph	Elapsed
12	1:42.387	28.855	36.437	37.095	133.6	20:41.665	8	1:35.558	26.070	34.626	34.862	143.2	13:51.370
27 Chris WILSON GBR Cooper-Maserati T51							9 1:36.600 26.487 34.654 35.459 141.7 15:27.970						
1	1:54.312	40.503	37.862	35.947	119.7	1:54.312	10	1:37.337	27.523	35.147	34.667	140.6	17:05.307
2	1:40.174	27.912	36.366	35.896	136.6	3:34.486	11	1:36.522	27.863	34.327	34.332	141.8	18:41.829
3	1:40.704	27.432	36.786	36.486	135.9	5:15.190	12	1:34.831	25.655	34.872	34.304	144.3	20:16.660
4	1:40.279	28.066	36.346	35.867	136.5	6:55.469	13	1:37.846	27.535	34.993	35.318	139.8	21:54.506
5	1:40.296	27.666	36.766	35.864	136.4	8:35.765	41 Brian MAILE GBR Cooper T41						
6	1:41.399	28.614	36.661	36.124	134.9	10:17.164	1	1:58.895	41.434	39.093	38.368	115.1	1:58.895
7	1:42.245	28.016	37.646	36.583	133.8	11:59.409	2	1:47.416	29.662	39.427	38.327	127.4	3:46.311
8	1:42.272	28.223	38.050	35.999	133.8	13:41.681	3	1:48.742	30.224	39.511	39.007	125.8	5:35.053
9	1:42.073	28.561	37.207	36.305	134.1	15:23.754	4	1:49.913	30.518	39.909	39.486	124.5	7:24.966
10	1:41.117	28.491	36.567	36.059	135.3	17:04.871	5	1:49.590	30.090	40.212	39.288	124.9	9:14.556
11	1:42.476	28.445	37.036	36.995	133.5	18:47.347	6	1:50.674	30.459	40.216	39.999	123.6	11:05.230
12	1:43.160	29.440	37.559	36.161	132.6	20:30.507	7	1:49.345	30.288	39.607	39.450	125.1	12:54.575
28 Anthony GODDARD GBR Cooper-Alfa T56/59							8	1:49.458	30.058	40.765	38.635	125.0	14:44.033
1	1:59.363	43.519	38.653	37.191	114.6	1:59.363	9	1:49.033	30.419	39.694	38.920	125.5	16:33.066
2	1:46.407	29.744	39.362	37.301	128.6	3:45.770	10	1:49.921	30.167	40.002	39.752	124.5	18:22.987
3	1:44.592	28.512	38.088	37.992	130.8	5:30.362	11	1:49.974	30.305	40.878	38.791	124.4	20:12.961
4	1:45.399	28.718	38.936	37.745	129.8	7:15.761	12	1:52.091	32.202	39.974	39.915	122.1	22:05.052
5	1:44.278	28.113	38.367	37.798	131.2	9:00.039	43 Tania PILKINGTON GBR Cooper T43						
6	1:45.962	29.238	39.161	37.563	129.1	10:46.001	1	1:55.182	41.269	37.864	36.049	118.8	1:55.182
7	1:44.208	28.106	38.329	37.773	131.3	12:30.209	2	1:42.120	27.721	38.140	36.259	134.0	3:37.302
8	1:47.554	28.641	40.800	38.113	127.2	14:17.763	3	1:40.153	27.278	37.240	35.635	136.6	5:17.455
9	1:44.910	29.167	38.234	37.509	130.4	16:02.673	4	1:39.449	26.969	37.307	35.173	137.6	6:56.904
10	1:47.120	28.555	38.816	39.749	127.7	17:49.793	5	1:39.206	26.889	36.664	35.653	137.9	8:36.110
11	1:46.237	29.442	39.449	37.346	128.8	19:36.030	6	1:41.212	28.471	37.066	35.675	135.2	10:17.322
12	1:46.997	30.020	38.710	38.267	127.9	21:23.027	7	1:39.185	27.187	36.891	35.107	138.0	11:56.507
33 Andrea GUARINO ITA Lotus 18 370							8	1:40.688	28.040	37.555	35.093	135.9	13:37.195
1	1:56.754	39.012	38.813	38.929	117.2	1:56.754	9	1:39.607	27.114	37.004	35.489	137.4	15:16.802
2	1:41.267	27.348	38.525	35.394	135.1	3:38.021	10	1:39.487	26.979	36.905	35.603	137.5	16:56.289
3	1:40.920	27.160	37.882	35.878	135.6	5:18.941	11	1:39.420	26.992	36.810	35.618	137.6	18:35.709
4	1:39.067	26.905	37.606	34.556	138.1	6:58.008	12	1:38.659	26.701	36.618	35.340	138.7	20:14.368
5	1:38.193	26.402	36.883	34.908	139.4	8:36.201	13	1:40.375	27.423	37.113	35.839	136.3	21:54.743
6	1:53.355	41.824	36.576	34.955	120.7	10:29.556	47 Brian JOLLIFFE GBR Cooper T45/51						
7	1:39.244	27.565	36.834	34.845	137.9	12:08.800	1	1:49.327	36.989	36.980	35.358	125.2	1:49.327
8	1:38.217	26.485	36.723	35.009	139.3	13:47.017	2	1:38.880	27.269	36.364	35.247	138.4	3:28.207
9	1:40.338	26.824	37.117	36.397	136.4	15:27.355	3	1:39.661	27.180	36.457	36.024	137.3	5:07.868
10	1:38.214	26.704	36.780	34.730	139.3	17:05.569	4	1:38.860	27.145	35.907	35.808	138.4	6:46.728
11	1:42.603	28.200	37.525	36.878	133.4	18:48.172	5	1:39.670	27.200	36.388	36.082	137.3	8:26.398
12	1:40.106	27.378	38.423	34.305	136.7	20:28.278	6	1:39.312	27.072	36.374	35.866	137.8	10:05.710
37 Eddy PERK NLD Heron F1							7	1:40.008	27.266	36.220	36.522	136.8	11:45.718
1	1:44.610	34.455	34.953	35.202	130.8	1:44.610	8	1:38.554	26.997	35.836	35.721	138.8	13:24.272
2	1:36.077	26.303	34.901	34.873	142.4	3:20.687	9	1:40.092	27.366	36.759	35.967	136.7	15:04.364
3	2:29.503 B	26.258	35.028	1:28.217	91.5	5:50.190	10	1:40.121	27.251	36.549	36.321	136.7	16:44.485
4	1:39.319	30.200	34.416	34.703	137.8	7:29.509	11	1:40.562	27.389	36.794	36.379	136.1	18:25.047
5	1:35.310	26.239	34.609	34.462	143.6	9:04.819	12	1:40.339	28.103	36.503	35.733	136.4	20:05.386
6	1:35.789	26.306	35.024	34.459	142.9	10:40.608	13	1:40.043	27.070	37.081	35.892	136.8	21:45.429
7	1:35.204	25.508	35.217	34.479	143.7	12:15.812	50 Peter STUDER CHE Lotus 24 950						





HGPCA PRE 66'

GRAND PRIX DE L'AGE D'OR

RACE 2

Analysis

■ Personal Best
 ■ Session Best
 ■ Crossing the finish line in pit lane

Lap	Time	Sector 1	Sector 2	Sector 3	Kph	Elapsed	Lap	Time	Sector 1	Sector 2	Sector 3	Kph	Elapsed
1	1:46.606	36.415	35.636	34.555	128.4	1:46.606	10	1:34.596	26.281	34.150	34.165	144.7	16:13.104
2	1:37.810	27.086	35.622	35.102	139.9	3:24.416	11	1:35.592	26.092	34.394	35.106	143.1	17:48.696
3	1:37.275	26.652	35.692	34.931	140.7	5:01.691	12	1:36.232	25.660	34.964	35.608	142.2	19:24.928
4	1:37.103	26.127	35.452	35.524	140.9	6:38.794	13	1:35.171	26.627	34.285	34.259	143.8	21:00.099
5	1:35.878	26.563	34.574	34.741	142.7	8:14.672							
6	1:36.579	26.304	35.111	35.164	141.7	9:51.251							
7	1:35.892	26.287	35.020	34.585	142.7	11:27.143							
8	1:35.006	26.113	34.799	34.094	144.0	13:02.149							
9	1:35.327	25.909	34.607	34.811	143.5	14:37.476							
10	1:35.181	25.844	34.863	34.474	143.8	16:12.657							
11	1:35.515	25.667	34.939	34.909	143.3	17:48.172							
12	1:35.311	25.829	34.922	34.560	143.6	19:23.483							
13	1:35.719	25.822	35.100	34.797	143.0	20:59.202							

53 Scotty TAYLOR AUS

Cooper T53

1	1:51.343	38.599	37.320	35.424	122.9	1:51.343
2	1:38.902	27.101	36.994	34.807	138.4	3:30.245
3	1:39.249	27.696	36.740	34.813	137.9	5:09.494
4	1:40.645	27.660	37.859	35.126	136.0	6:50.139
5	1:42.313	27.853	37.941	36.519	133.7	8:32.452
6	1:39.434	27.312	37.114	35.008	137.6	10:11.886
7	1:43.354	27.807	39.061	36.486	132.4	11:55.240
8	1:45.726	28.917	39.711	37.098	129.4	13:40.966
9	1:47.787	29.942	38.985	38.860	127.0	15:28.753
10	1:44.950	29.295	38.602	37.053	130.4	17:13.703
11	1:47.054	30.302	39.803	36.949	127.8	19:00.757
12	1:46.093	29.192	38.496	38.405	129.0	20:46.850

66 Sid HOOLE GBR

Cooper T66

1	1:40.848	32.365	34.942	33.541	135.7	1:40.848
2	1:33.467	25.647	34.447	33.373	146.4	3:14.315
3	1:33.418	25.691	34.299	33.428	146.5	4:47.733
4	1:33.134	25.577	34.062	33.495	146.9	6:20.867
5	1:33.500	25.536	34.125	33.839	146.3	7:54.367
6	1:34.049	26.075	34.458	33.516	145.5	9:28.416
7	1:33.888	25.720	34.058	34.110	145.7	11:02.304
8	1:33.837	25.753	34.683	33.401	145.8	12:36.141
9	1:33.468	25.686	34.343	33.439	146.4	14:09.609
10	1:33.447	25.568	34.439	33.440	146.4	15:43.056
11	1:33.087	25.639	34.142	33.306	147.0	17:16.143
12	1:33.453	25.930	34.153	33.370	146.4	18:49.596
13	1:35.905	26.468	35.498	33.939	142.7	20:25.501

69 Mr JOHN OF B FRA

Lola Mk4

1	1:46.158	34.784	36.494	34.880	128.9	1:46.158
2	1:36.307	26.444	35.108	34.755	142.1	3:22.465
3	1:38.004	27.750	34.876	35.378	139.6	5:00.469
4	1:37.788	26.790	35.283	35.715	139.9	6:38.257
5	1:36.155	25.954	34.971	35.230	142.3	8:14.412
6	1:36.622	25.765	35.023	35.834	141.6	9:51.034
7	1:36.139	25.858	34.976	35.305	142.3	11:27.173
8	1:35.229	26.507	34.742	33.980	143.7	13:02.402
9	1:36.106	26.113	34.634	35.359	142.4	14:38.508

71 Alan BAILLIE GBR

Cooper T71/73

1	1:49.801	37.242	38.366	34.193	124.6	1:49.801
2	1:38.086	27.084	36.736	34.266	139.5	3:27.887
3	1:37.611	26.864	36.206	34.541	140.2	5:05.498
4	1:37.085	26.980	35.940	34.165	140.9	6:42.583
5	1:36.604	26.693	35.483	34.428	141.6	8:19.187
6	1:36.311	26.495	35.512	34.304	142.1	9:55.498
7	1:36.806	27.091	35.703	34.012	141.4	11:32.304
8	1:35.918	26.509	35.104	34.305	142.7	13:08.222
9	1:35.234	26.305	34.989	33.940	143.7	14:43.456
10	1:35.512	26.274	35.110	34.128	143.3	16:18.968
11	1:35.196	25.778	35.371	34.047	143.7	17:54.164
12	1:35.773	25.855	34.966	34.952	142.9	19:29.937
13	1:36.599	26.741	35.297	34.561	141.7	21:06.536

99 John EVANS GBR

Brabham BT4

1	1:46.262	36.150	37.128	32.984	128.8	1:46.262
2	1:36.295	27.033	35.671	33.591	142.1	3:22.557
3	1:37.456	27.761	35.899	33.796	140.4	5:00.013
4	1:36.564	27.003	35.259	34.302	141.7	6:36.577
5	1:35.960	26.733	35.630	33.597	142.6	8:12.537
6	1:36.298	26.790	35.719	33.789	142.1	9:48.835
7	1:36.533	26.846	35.846	33.841	141.8	11:25.368
8	1:34.894	26.393	35.558	32.943	144.2	13:00.262
9	1:35.760	26.625	35.364	33.771	142.9	14:36.022
10	1:35.092	26.449	35.293	33.350	143.9	16:11.114
11	1:35.480	26.513	35.239	33.728	143.3	17:46.594
12	1:35.209	26.374	35.492	33.343	143.7	19:21.803
13	1:35.575	26.700	35.520	33.355	143.2	20:57.378

134 Erwin VAN GELDER FRA

Cooper T59

1	1:59.717	47.080	36.623	36.014	114.3	1:59.717
2	1:40.241	28.646	36.593	35.002	136.5	3:39.958
3	1:40.578	26.624	36.798	37.156	136.0	5:20.536
4	1:39.799	26.638	36.574	36.587	137.1	7:00.335
5	1:38.826	26.735	35.820	36.271	138.5	8:39.161
6	1:40.172	27.448	36.163	36.561	136.6	10:19.333
7	1:40.698	26.697	37.414	36.587	135.9	12:00.031
8	1:41.155	27.585	36.820	36.750	135.3	13:41.186
9	1:41.246	29.051	35.799	36.396	135.2	15:22.432
10	1:38.565	26.996	35.818	35.751	138.8	17:00.997
11	1:38.851	27.097	35.665	36.089	138.4	18:39.848
12	1:39.767	26.854	36.310	36.603	137.2	20:19.615
13	2:22.029	40.150	48.127	53.752	96.3	22:41.644

